

# REVENUE ESTIMATING CONFERENCE

---

---

**John Bel Edwards**, Governor  
**Page Cortez**, President, Louisiana Senate  
**Clay Schexnayder**, Speaker, House of Representatives  
**Dr. Stephen Barnes**, Louisiana University at Lafayette

P. O. Box 44486  
Baton Rouge, LA 70804-4486  
(225) 342-8568

*Staff Contact: Patrick Goldsmith, Director, House Fiscal Division  
Linda Hopkins, House Executive Assistant*

## REC Meeting PDF Packet Page 1 of 68

Monday, May 11, 2020  
12:00 p.m.  
Room A-B

### AGENDA

#### I. CALL TO ORDER

#### II. ROLL CALL

#### III. BUSINESS

1. To review and revise the Official Revenue Forecast for FY 20 as necessary
2. To establish a FY21 Official Forecast
3. To review and revise the Long-Range Revenue Forecast as necessary
4. To review and revise the Incentive Expenditure Forecast as necessary
5. Interfund Borrowing Status Report from the State Treasurer
6. To adopt the inflation factor to be used by the treasury in calculating the earnings for the Millennium Trust Fund that will be available for appropriation by the Legislature for FY21
7. To adopt the percentage change in the consumer price index for 2019 to be used by the treasury to calculate the minimum parish severance tax allocations for FY21

#### IV. OTHER BUSINESS

**All documents associated with the above agenda items are available electronically for the public. There will be no documents available for the public in the committee room during this meeting.**

**To view the documents associated with the above agenda items please click on the link below.**

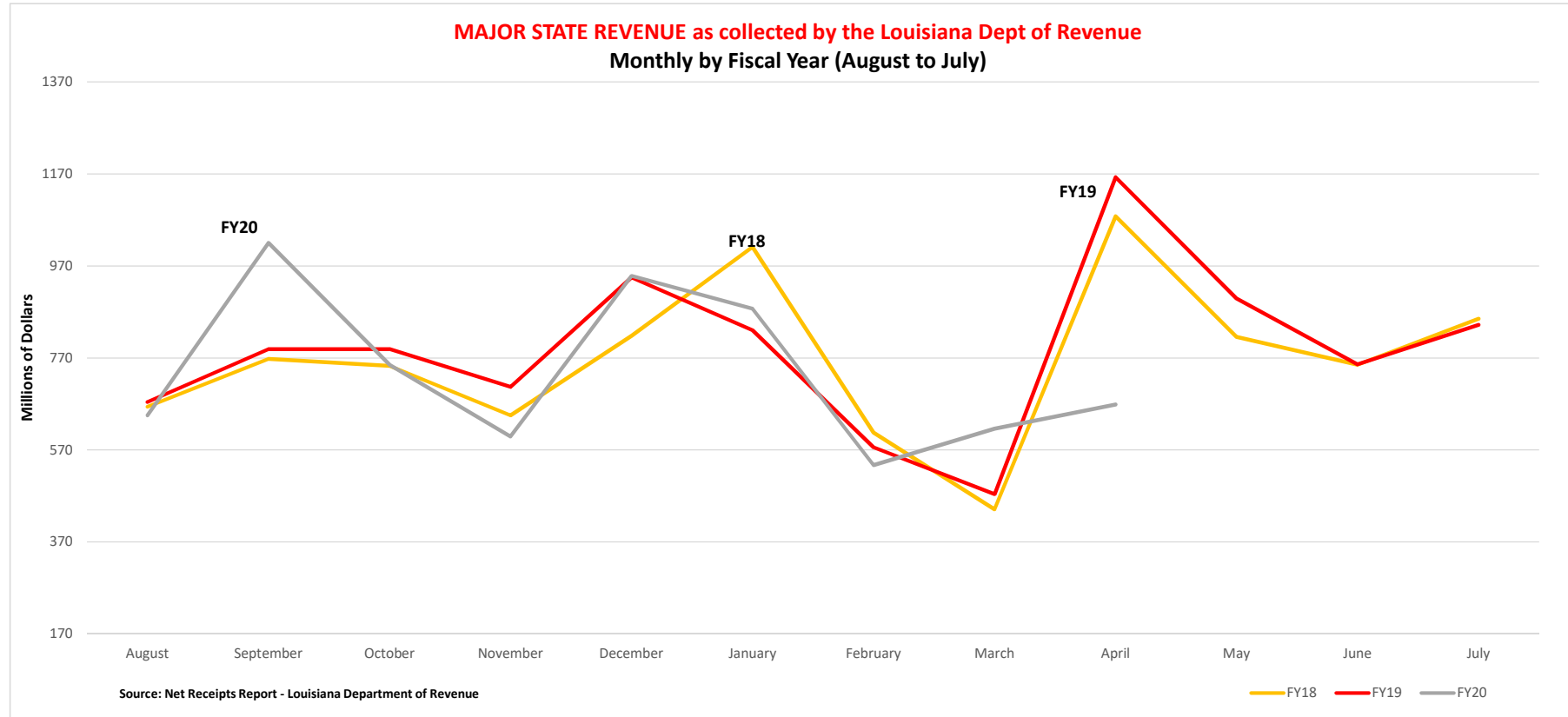
**REC May 11, 2020 Documents**

#### V. ADJOURNMENT

***THIS NOTICE CONTAINS A TENTATIVE AGENDA THAT  
MAY BE REVISED PRIOR TO THE MEETING.***

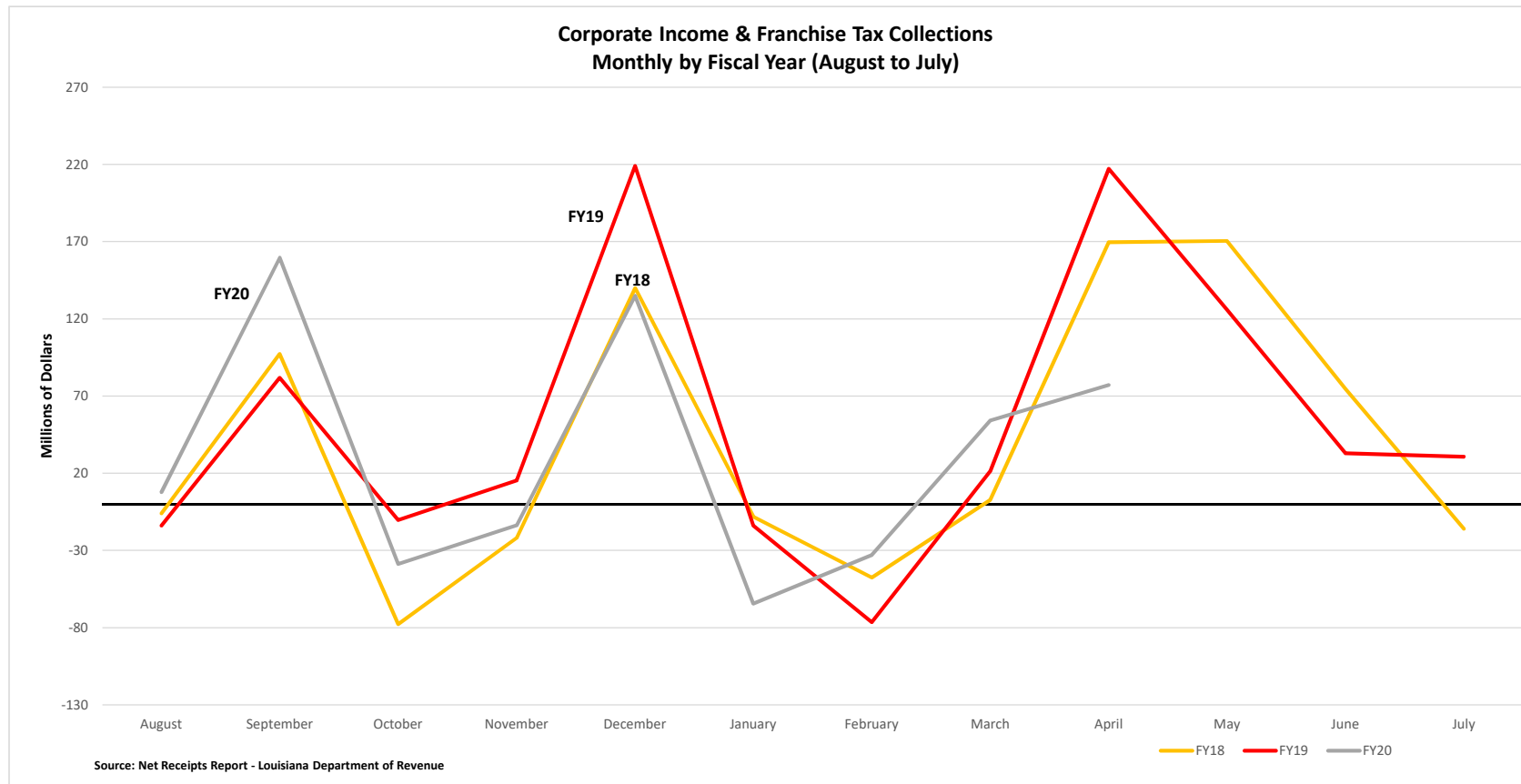
**MAJOR STATE REVENUE - MONTHLY COLLECTIONS BY LDR**  
 In millions of dollars (adjusted for Amnesty collections)

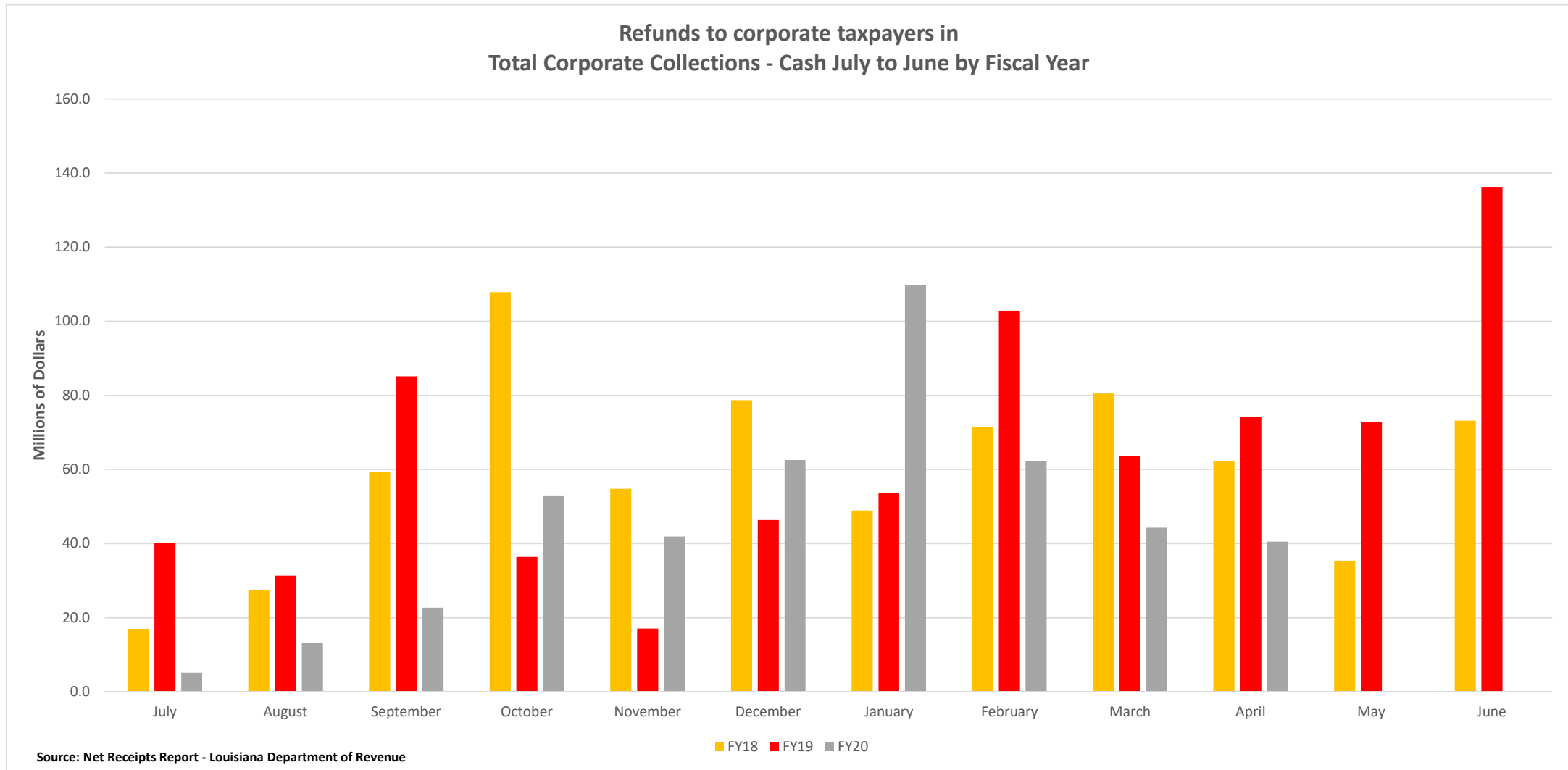
	<b>FY13</b>	<b>FY14</b>	<b>FY15</b>	<b>FY16</b>	<b>FY17</b>	<b>FY18</b>	<b>FY19</b>	<b>FY20</b>
<b>August</b>	505	515	552	522	724	664	674	645
<b>September</b>	688	808	845	668	799	768	789	1020
<b>October</b>	597	579	525	439	683	753	789	755
<b>November</b>	565	592	595	619	697	645	707	599
<b>December</b>	661	536	872	639	530	818	945	948
<b>January</b>	794	759	665	699	990	1011	830	877
<b>February</b>	544	633	538	583	542	608	576	537
<b>March</b>	226	326	329	544	586	441	474	616
<b>April</b>	805	717	822	605	790	1078	1163	669
<b>May</b>	692	574	625	604	853	816	899	
<b>June</b>	702	780	654	828	787	755	756	
<b>July</b>	600	609	548	652	751	855	842	



**CORPORATE MONTHLY COLLECTIONS**  
 In millions of dollars (adjusted for Amnesty collections)

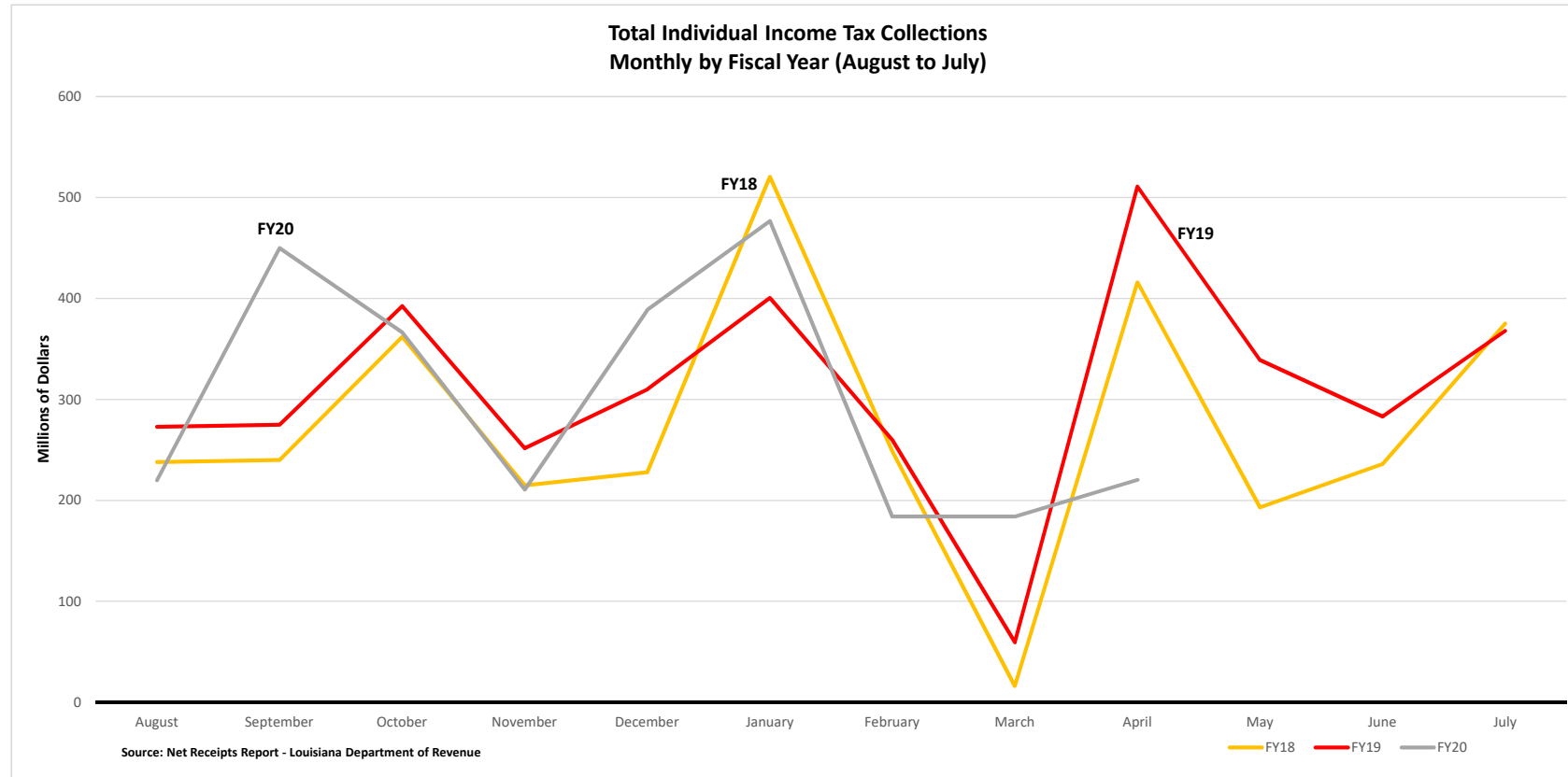
	FY13	FY14	FY15	FY16	FY17	FY18	FY19	FY20
August	-9	-18	-4	-76	-4	-6	-14	8
September	111	114	136	59	118	97	82	160
October	-31	-14	-78	-117	-52	-78	-10	-39
November	-5	44	15	-33	25	-22	15	-14
December	59	-76	204	62	-56	140	219	135
January	-6	-9	-46	-19	36	-8	-14	-64
February	-18	72	-65	-8	-45	-48	-76	-33
March	-10	55	31	66	59	3	21	54
April	155	146	236	217	113	170	217	77
May	40	-39	6	-23	107	171	126	
June	96	87	10	82	84	75	33	
July	-42	-37	-77	-19	12	-16	31	





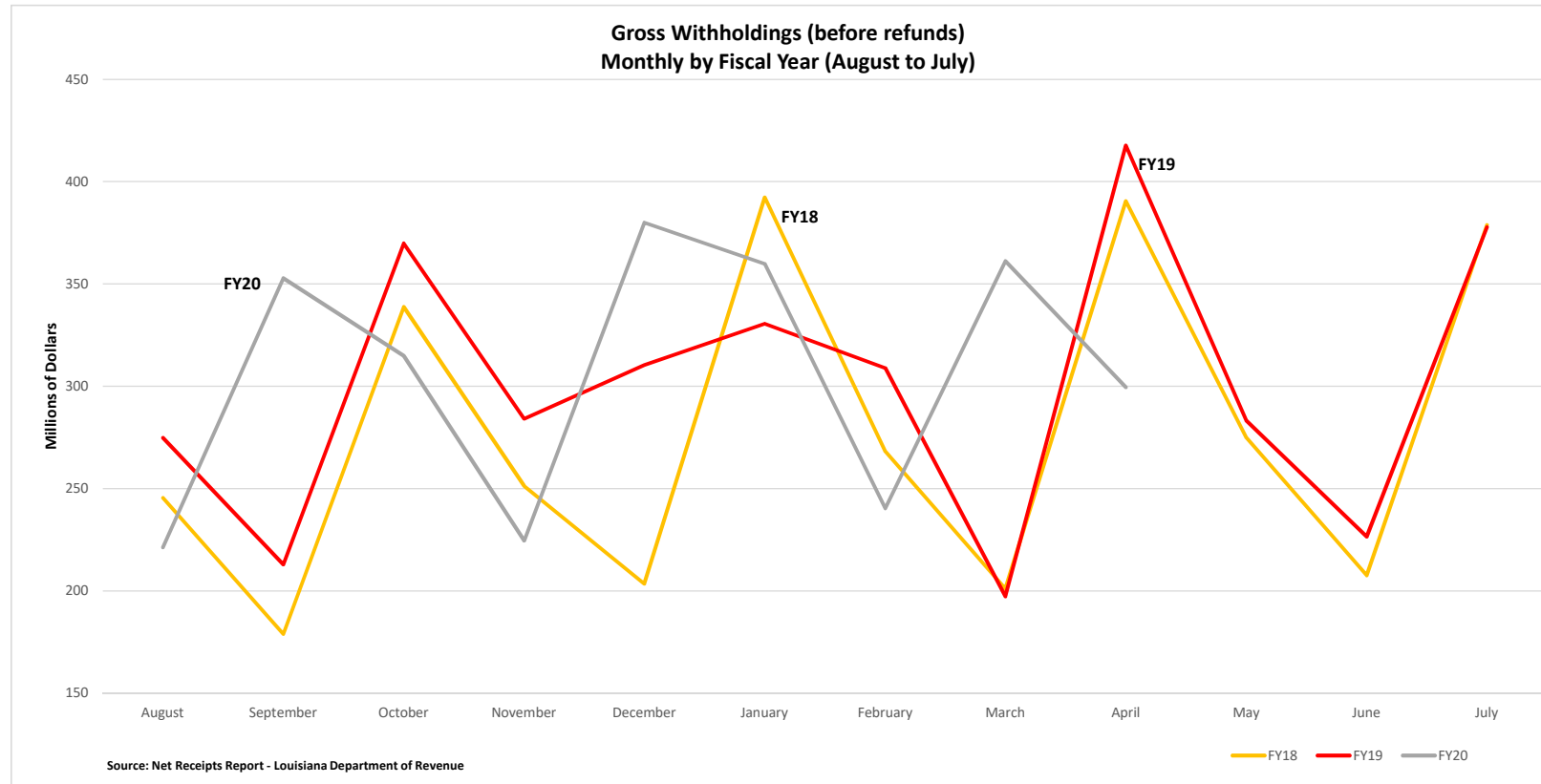
**INDIVIDUAL INCOME TAX MONTHLY COLLECTIONS**  
 In millions of dollars (adjusted for Amnesty collections)

	FY13	FY14	FY15	FY16	FY17	FY18	FY19	FY20
August	190	181	186	246	297	238	273	220
September	241	340	342	270	277	240	275	450
October	281	242	248	211	296	362	392	366
November	210	185	202	318	215	215	252	211
December	242	264	285	231	179	228	310	389
January	407	379	318	326	465	521	400	477
February	217	242	278	285	178	249	260	184
March	-100	-72	-31	130	104	16	59	184
April	277	207	235	43	183	416	511	220
May	271	219	279	253	289	193	339	
June	233	317	288	277	247	236	283	
July	280	253	261	210	277	375	368	



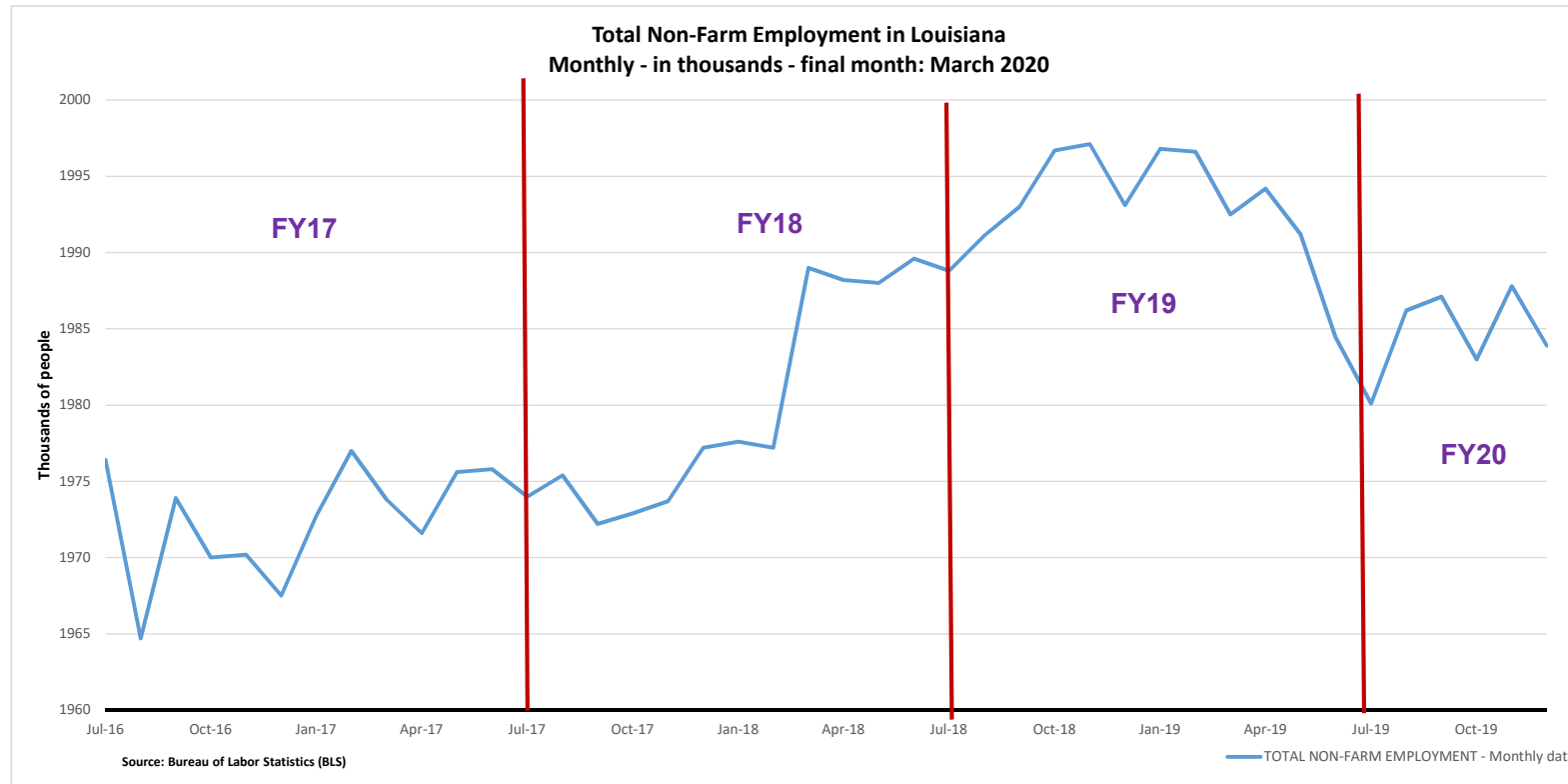
**GROSS WITHHOLDINGS (BEFORE REFUNDS TO TAXPAYERS)**  
 In millions of dollars (adjusted for Amnesty collections)

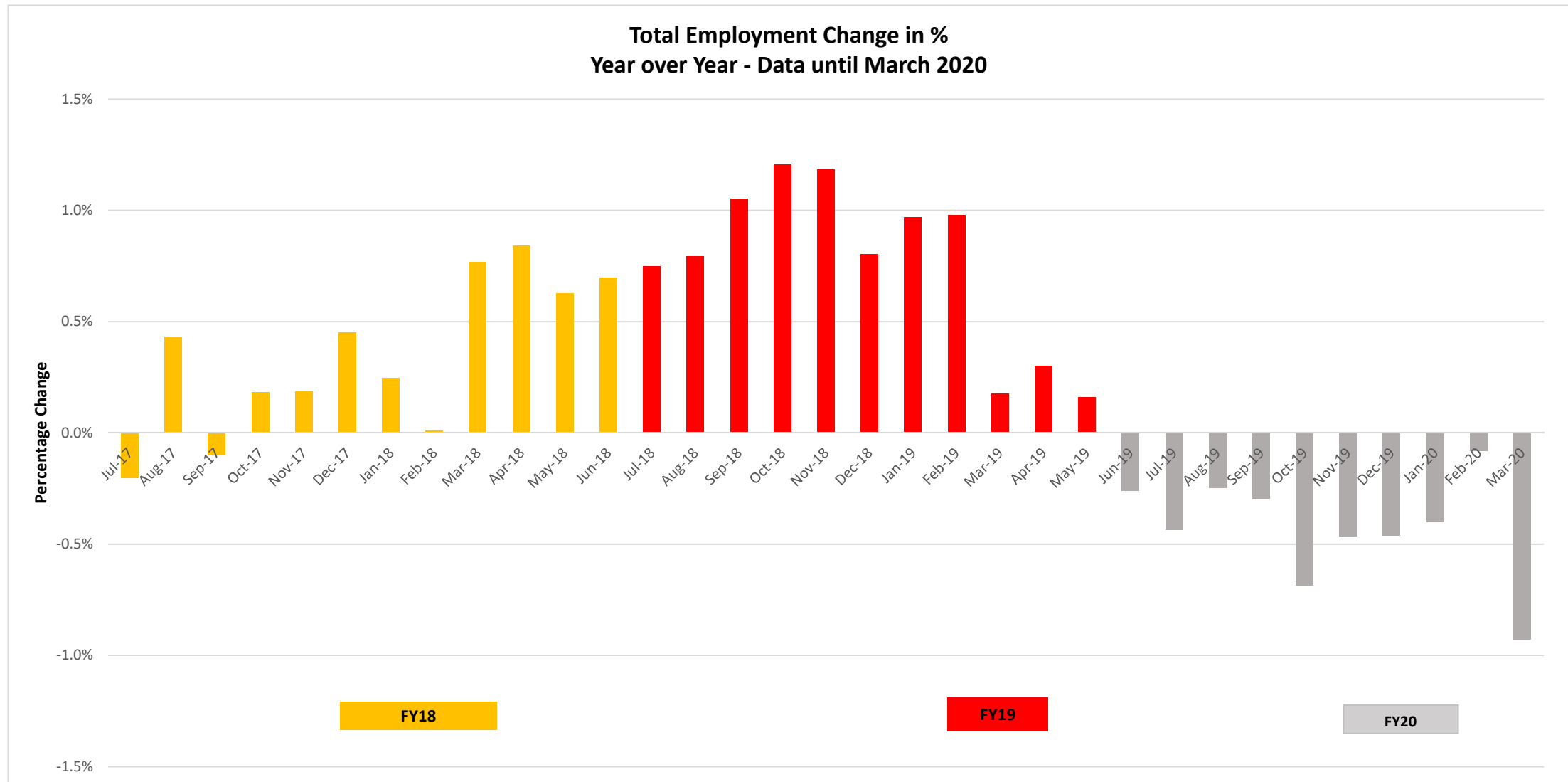
	FY13	FY14	FY15	FY16	FY17	FY18	FY19	FY20
August	198	185	192	256	317	245	275	221
September	190	265	277	218	221	179	213	353
October	278	243	252	194	281	339	370	315
November	220	198	202	315	242	251	284	225
December	243	275	285	243	188	204	310	380
January	285	289	250	256	377	392	331	360
February	238	243	278	293	209	268	309	240
March	173	237	307	248	283	201	197	361
April	297	252	266	203	213	390	418	299
May	217	189	199	309	314	275	283	
June	193	279	279	222	229	208	227	
July	283	261	273	206	287	379	378	



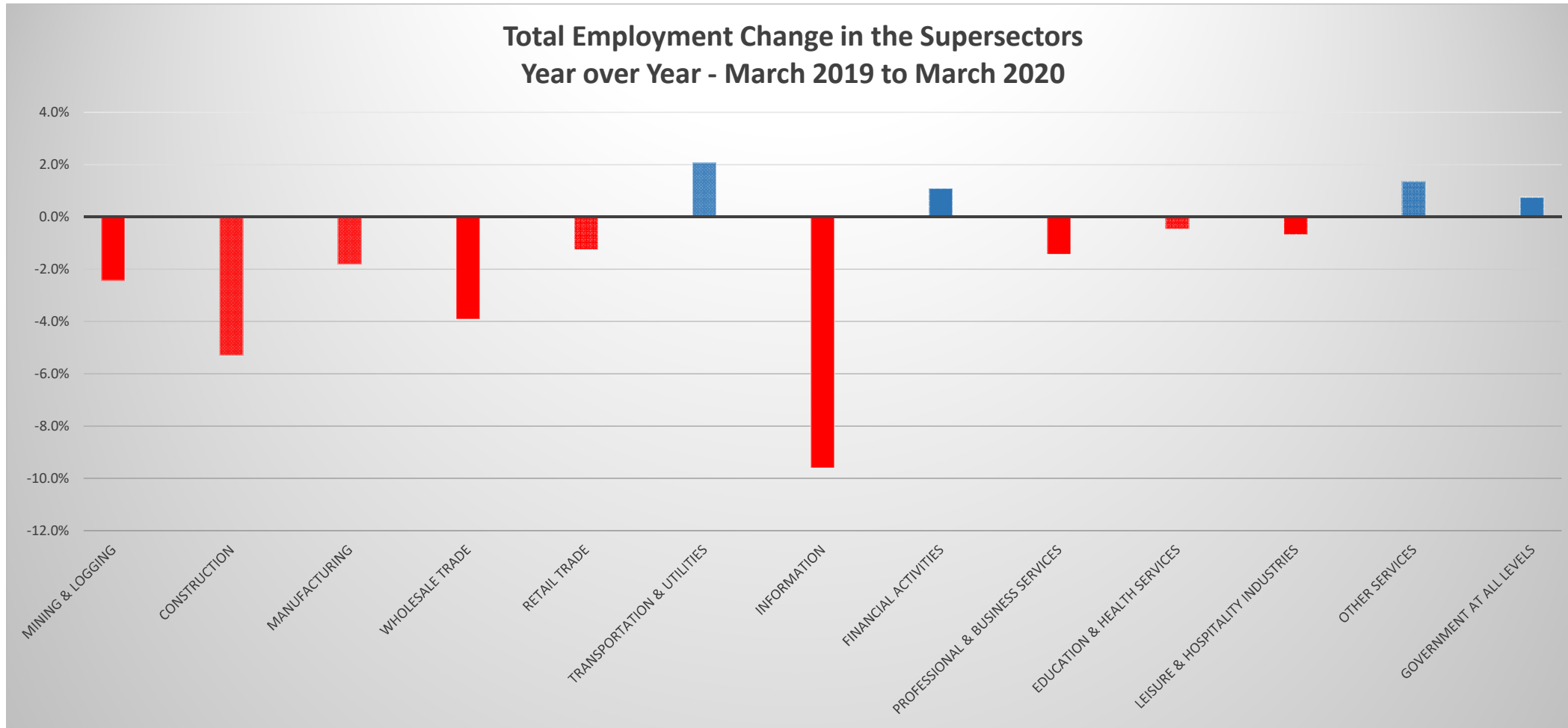
**TOTAL NON-FARM EMPLOYMENT - Monthly data**  
In thousands of employed persons

	FY13	FY14	FY15	FY16	FY17	FY18	FY19	FY20
August	1926	1959	1992	1997	1965	1975	1991	1986
September	1927	1963	1999	1996	1974	1972	1993	1987
October	1932	1966	1999	1996	1970	1973	1997	1983
November	1936	1969	2004	1994	1970	1974	1997	1988
December	1938	1964	2007	1991	1968	1977	1993	1984
January	1942	1969	2005	1987	1973	1978	1997	1989
February	1949	1972	2001	1982	1977	1977	1997	1995
March	1950	1976	1995	1979	1974	1989	1993	1974
April	1954	1978	1994	1979	1972	1988	1994	
May	1953	1982	1995	1977	1976	1988	1991	
June	1956	1983	1994	1972	1976	1990	1984	
July	1955	1988	1997	1976	1974	1989	1980	



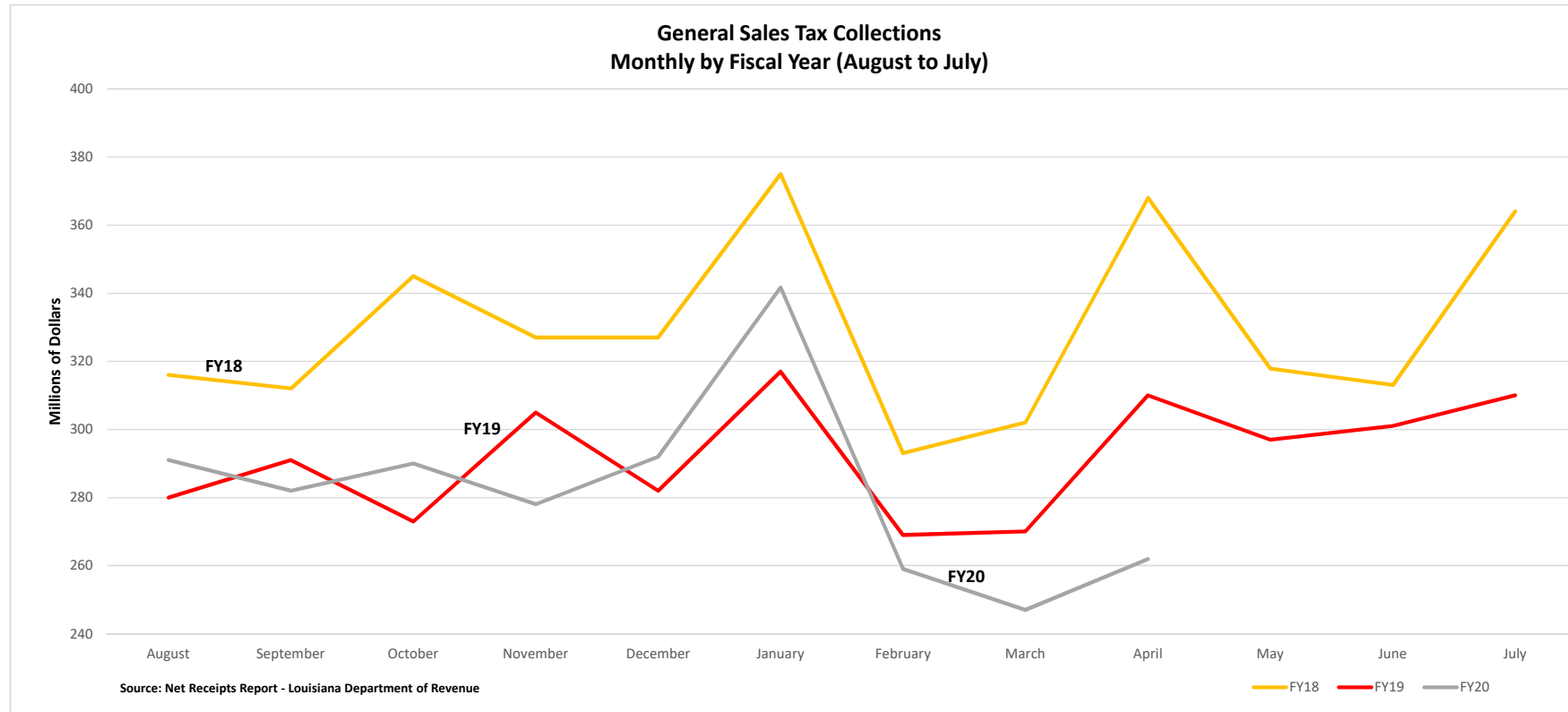






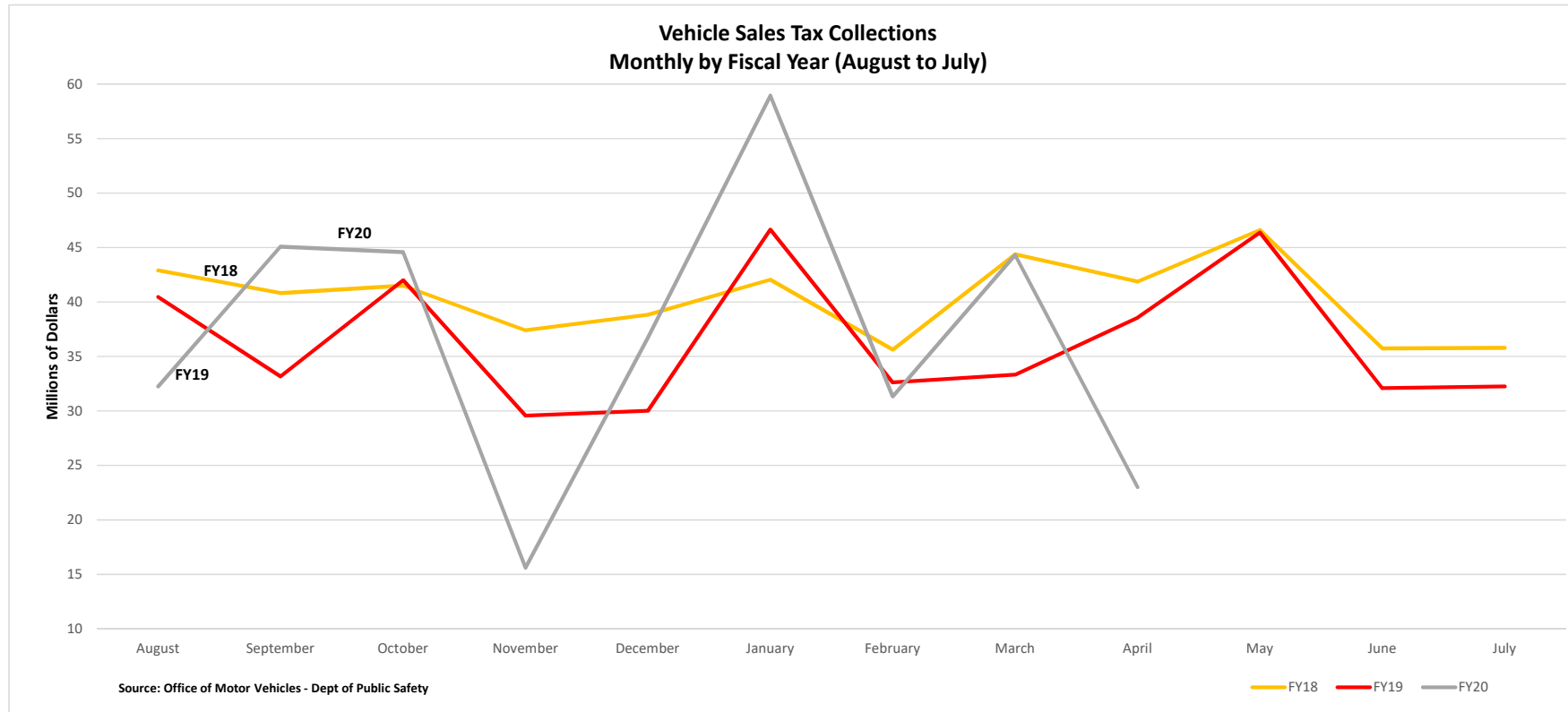
**GENERAL SALES TAX MONTHLY COLLECTIONS**  
 In millions of dollars (adjusted for Amnesty collections)

	<b>FY13</b>	<b>FY14</b>	<b>FY15</b>	<b>FY16</b>	<b>FY17</b>	<b>FY18</b>	<b>FY19</b>	<b>FY20</b>
<b>August</b>	193	209	226	228	302	316	280	291
<b>September</b>	200	210	220	219	287	312	291	282
<b>October</b>	214	212	211	222	320	345	273	290
<b>November</b>	217	219	237	212	335	327	305	278
<b>December</b>	216	212	236	220	292	327	282	292
<b>January</b>	255	258	261	262	374	375	317	342
<b>February</b>	201	189	205	190	298	293	269	259
<b>March</b>	196	219	216	219	313	302	270	247
<b>April</b>	231	229	235	240	360	368	310	262
<b>May</b>	235	234	219	271	329	318	297	
<b>June</b>	226	237	193	351	332	313	301	
<b>July</b>	219	239	241	343	344	364	310	



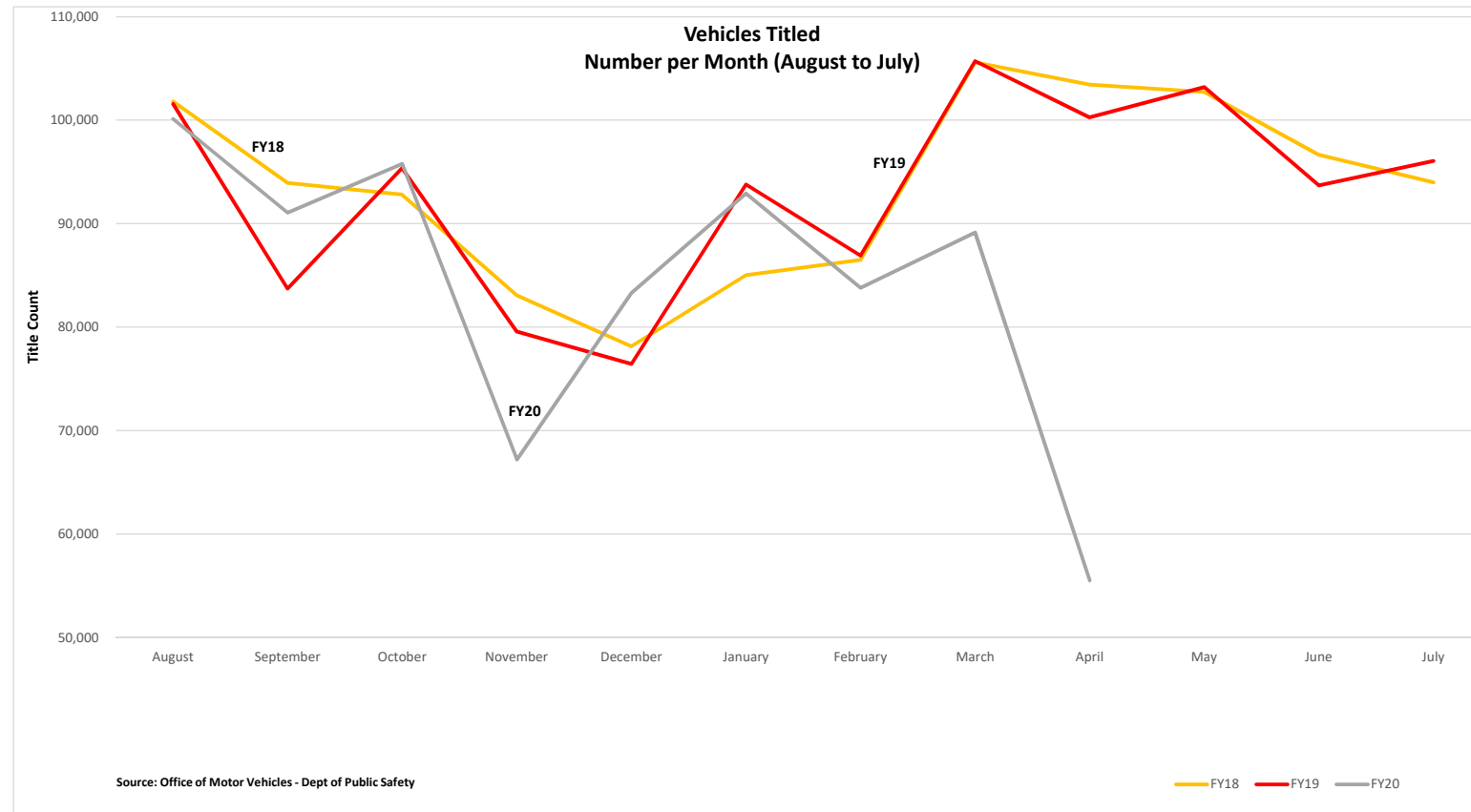
**VEHICLE SALES TAX MONTHLY COLLECTIONS**  
In millions of dollars

	FY13	FY14	FY15	FY16	FY17	FY18	FY19	FY20
August	26	29	27	31	32	43	40	32
September	27	32	41	54	54	41	33	45
October	32	32	30	37	41	42	42	45
November	25	29	31	25	56	37	30	16
December	23	26	27	33	38	39	30	37
January	32	27	39	28	54	42	47	59
February	29	29	20	30	34	36	33	31
March	31	33	42	35	50	44	33	44
April	34	35	33	21	41	42	39	23
May	34	33	32	52	44	47	46	
June	26	27	35	39	50	36	32	
July	29	30	12	36	34	36	32	



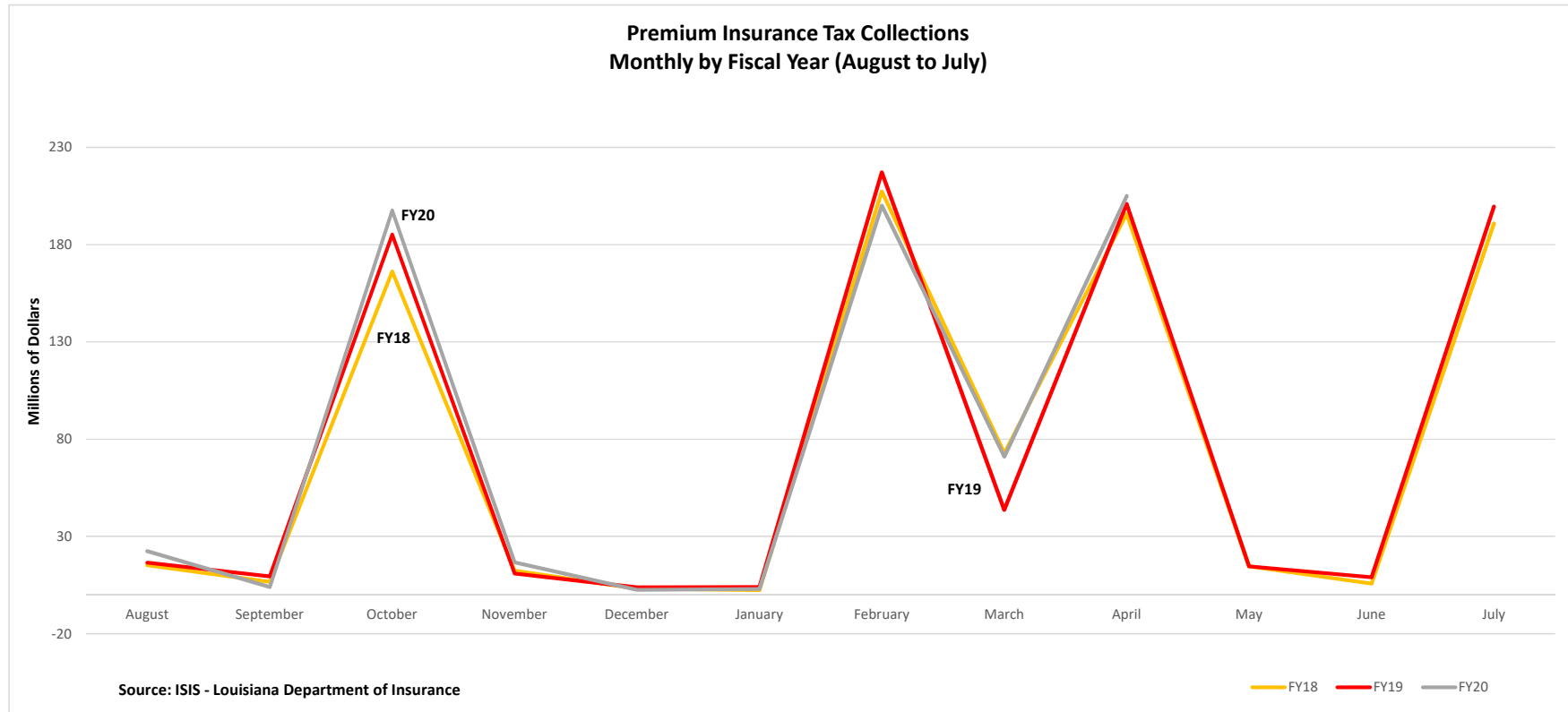
**VEHICLES TITLED PER MONTH - VOLUME**  
Number per month

	FY13	FY14	FY15	FY16	FY17	FY18	FY19	FY20
August	92,966	106,455	103,539	103,110	97,463	101,810	101,583	100,124
September	90,120	96,993	104,232	104,092	114,439	93,929	83,728	91,079
October	104,614	101,508	105,959	98,744	123,013	92,799	95,374	95,786
November	85,019	78,951	79,524	78,910	98,662	83,083	79,560	67,190
December	78,500	81,168	95,010	90,616	93,275	78,141	76,444	83,306
January	95,324	84,867	92,866	88,620	97,577	85,013	93,779	92,925
February	93,657	101,873	98,216	101,645	91,684	86,499	86,914	83,798
March	109,498	110,872	116,113	111,206	124,487	105,581	105,712	89,146
April	115,054	109,460	112,599	106,053	98,337	103,421	100,267	55,515
May	108,440	106,136	99,982	98,730	105,187	102,709	103,180	
June	97,197	102,601	110,107	103,965	101,703	96,657	93,683	
July	105,463	106,123	105,893	93,314	89,507	93,987	96,063	



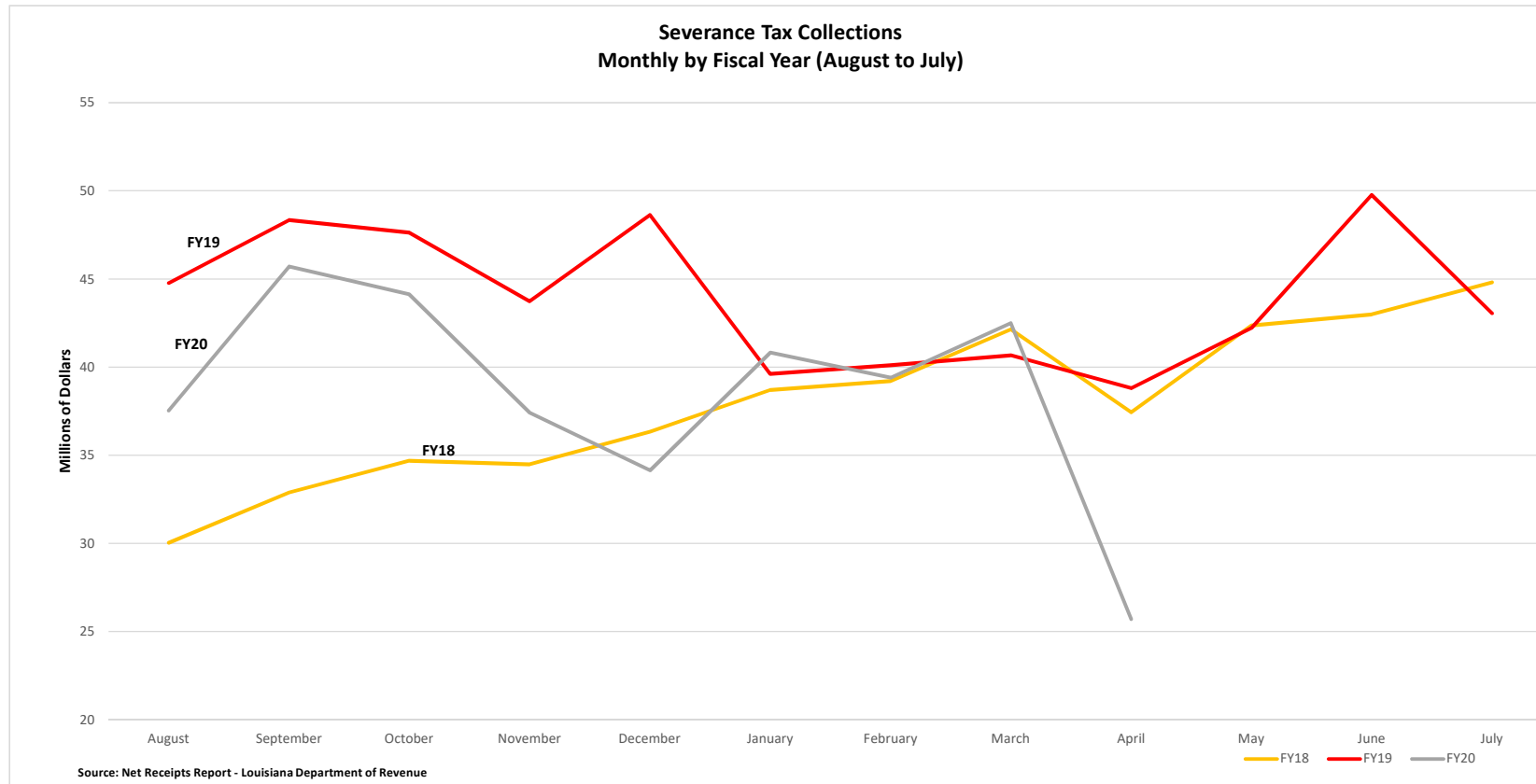
**PREMIUM INSURANCE TAX - TOTAL COLLECTIONS MONTHLY**  
In millions of dollars

	<b>FY13</b>	<b>FY14</b>	<b>FY15</b>	<b>FY16</b>	<b>FY17</b>	<b>FY18</b>	<b>FY19</b>	<b>FY20</b>
August	8	9	16	12	15	15	17	22
September	6	6	3	5	9	7	10	4
October	77	84	90	91	108	166	185	198
November	9	14	10	9	10	12	11	17
December	6	9	7	4	3	3	4	3
January	2	1	2	-1	2	2	4	3
February	11	10	18	16	16	207	217	200
March	70	98	83	166	356	73	44	71
April	127	106	102	122	173	196	201	205
May	13	9	17	-10	13	15	15	
June	2	5	7	6	8	6	9	
July	89	93	98	109	173	191	200	



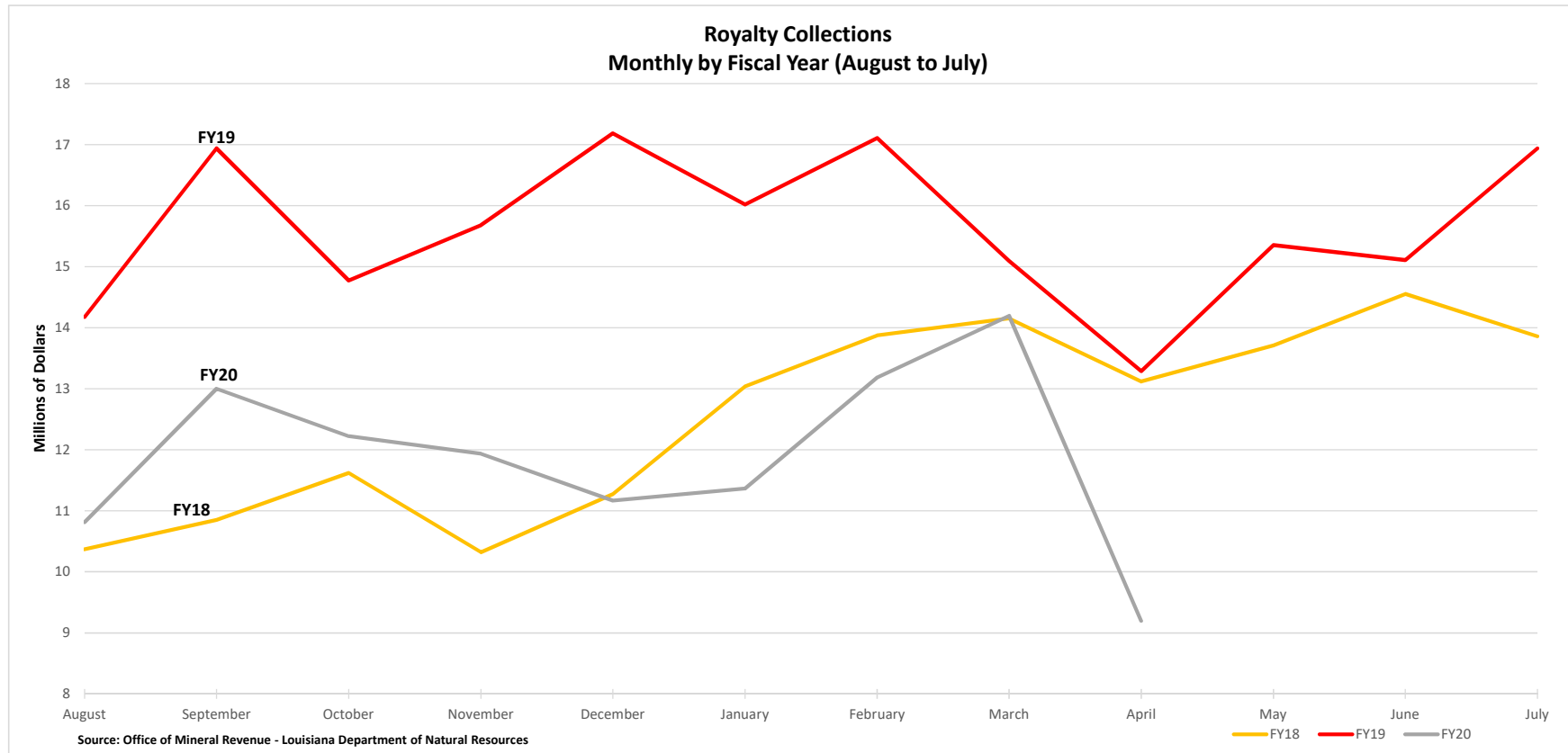
**SEVERANCE TAX MONTHLY COLLECTIONS**  
 In millions of dollars (adjusted for Amnesty collections)

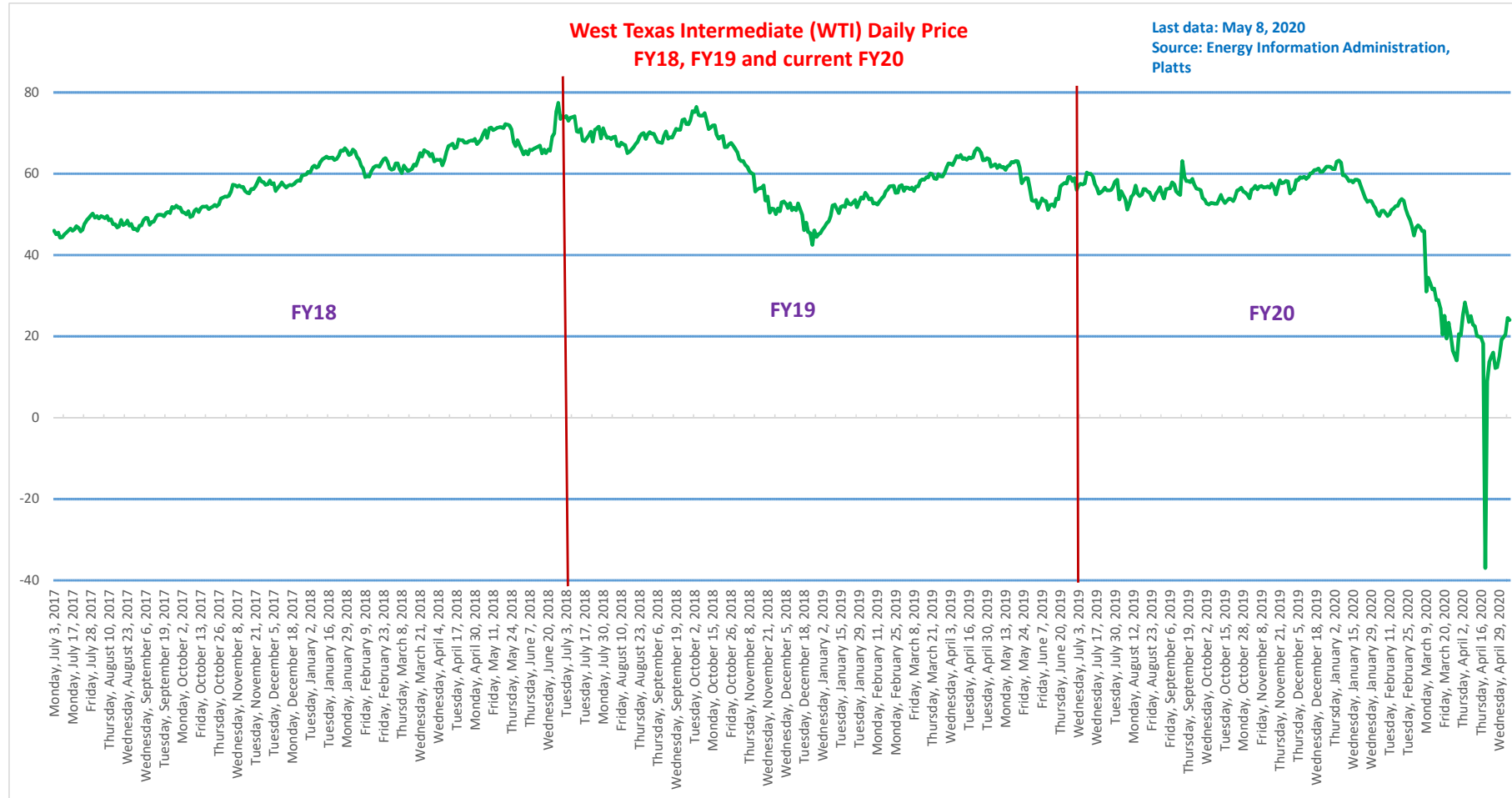
	<b>FY13</b>	<b>FY14</b>	<b>FY15</b>	<b>FY16</b>	<b>FY17</b>	<b>FY18</b>	<b>FY19</b>	<b>FY20</b>
<b>August</b>	62	75	73	50	38	30	45	38
<b>September</b>	64	74	76	41	28	33	48	46
<b>October</b>	64	68	75	39	30	35	48	44
<b>November</b>	68	67	70	35	26	34	44	37
<b>December</b>	75	63	74	43	23	36	49	34
<b>January</b>	71	65	59	37	30	39	40	41
<b>February</b>	78	65	52	29	31	39	40	39
<b>March</b>	74	61	45	31	34	42	41	43
<b>April</b>	66	68	40	27	30	37	39	26
<b>May</b>	73	74	39	29	34	42	42	
<b>June</b>	74	68	45	30	34	43	50	
<b>July</b>	75	84	51	37	33	45	43	



**ROYALTY MONTHLY CASH COLLECTIONS**  
In millions of dollars

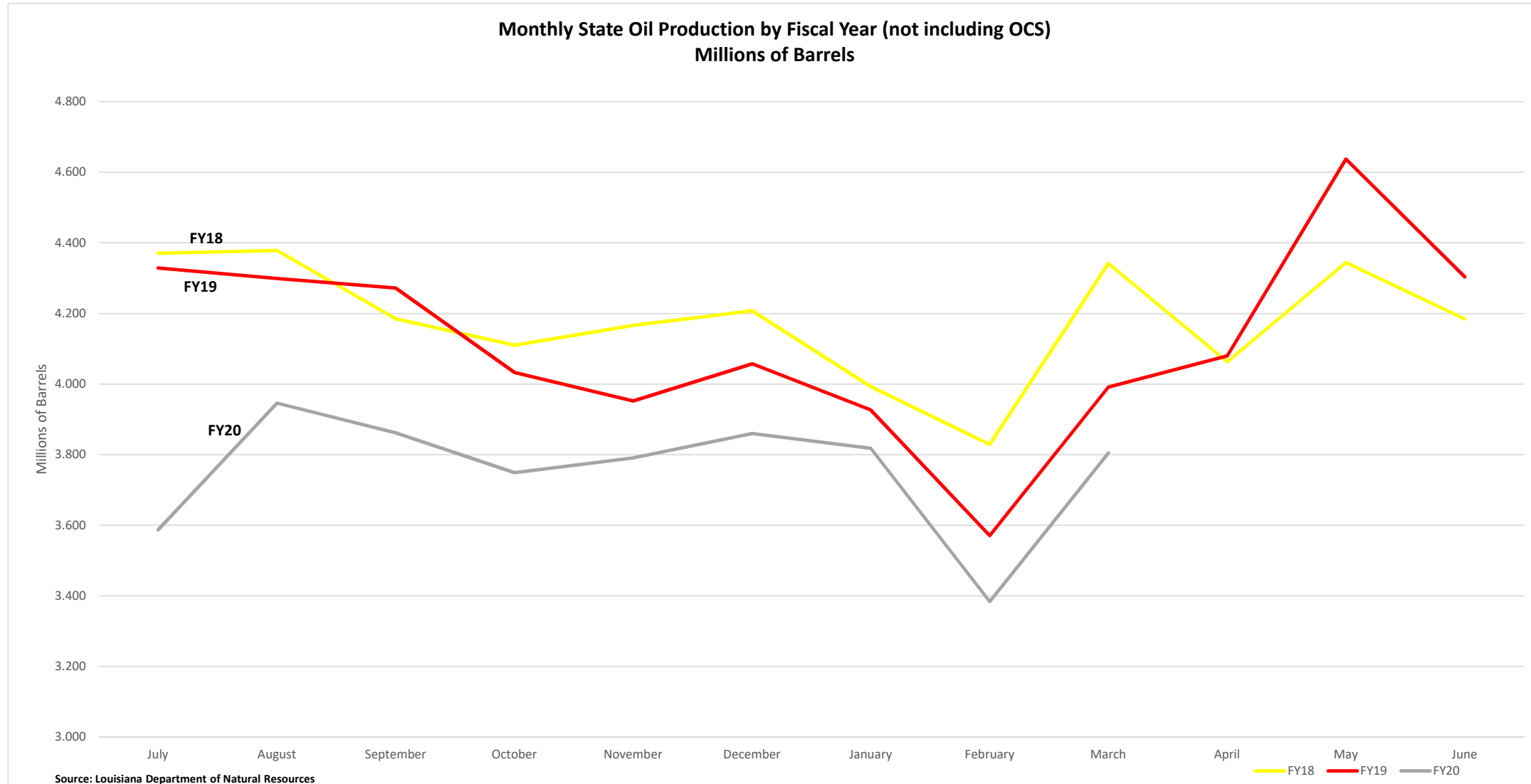
	FY13	FY14	FY15	FY16	FY17	FY18	FY19	FY20
August	34	41	42	21	22	10	14	11
September	36	44	43	9	15	11	17	13
October	36	44	32	17	13	12	15	12
November	30	44	36	16	11	10	16	12
December	46	37	32	14	12	11	17	11
January	39	34	28	13	11	13	16	11
February	41	37	20	10	13	14	17	13
March	47	32	18	7	13	14	15	14
April	40	38	17	10	13	13	13	9
May	40	42	19	10	11	14	15	
June	44	38	19	10	12	15	15	
July	42	34	21	11	16	14	17	

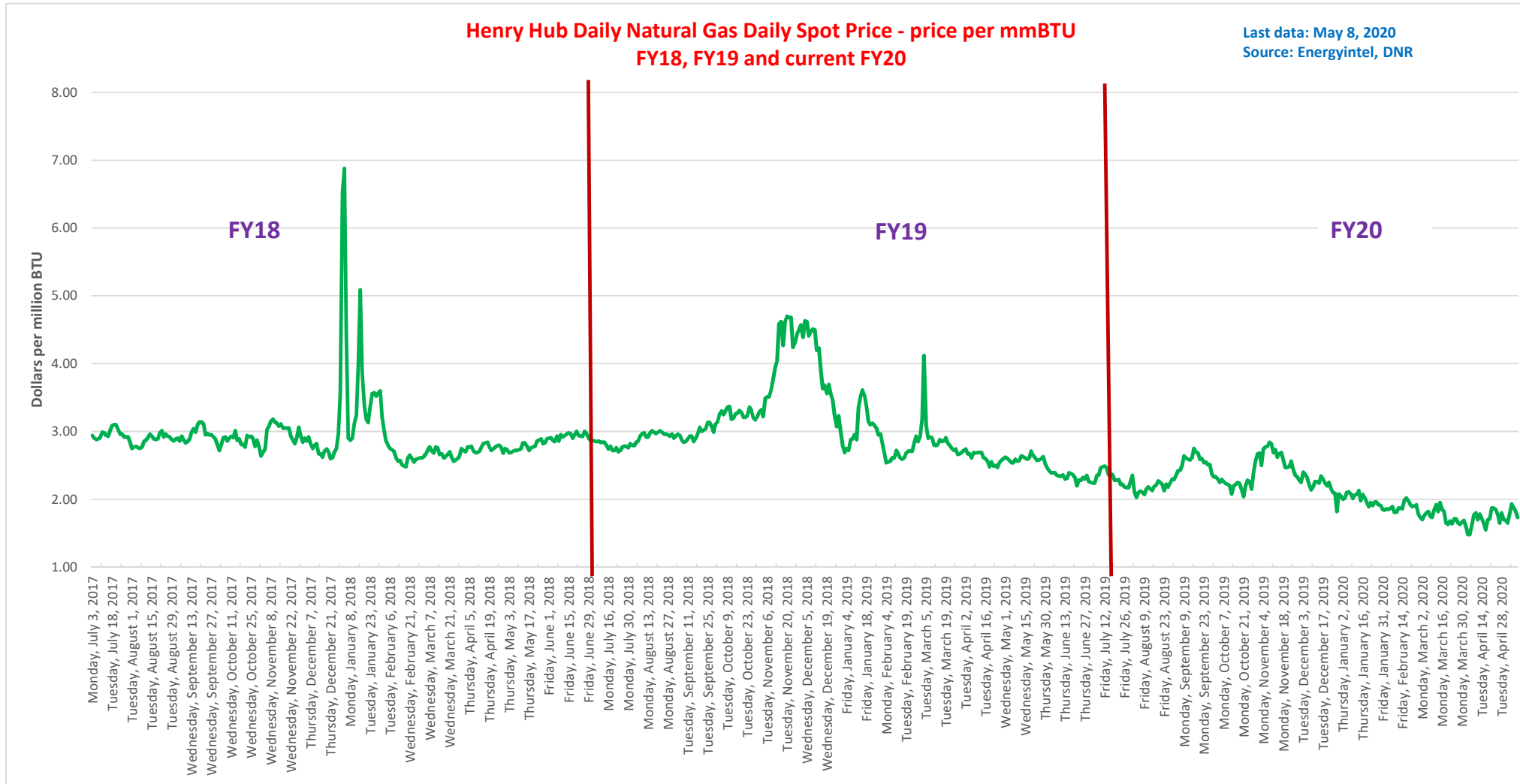




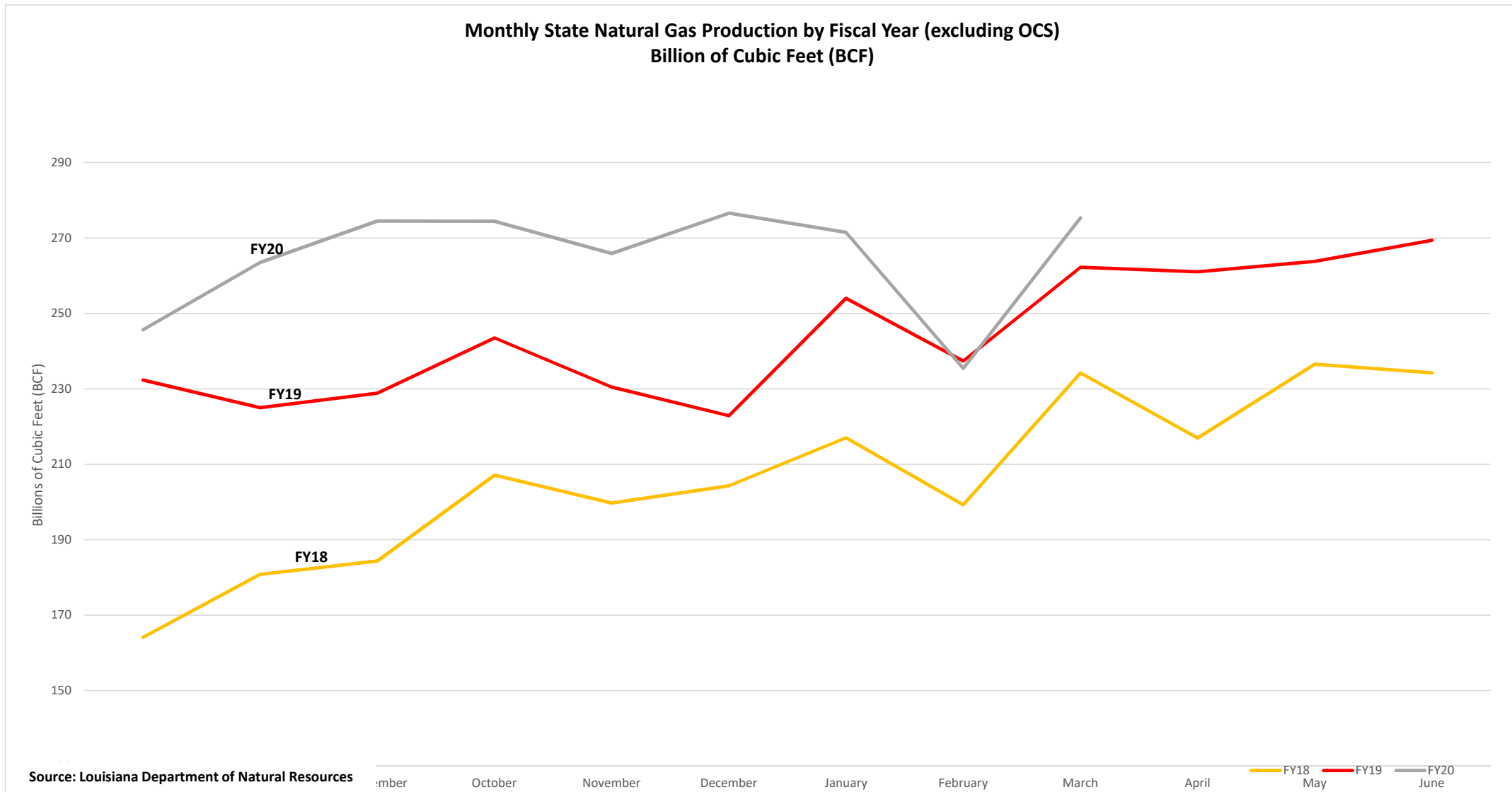
<b>DAILY AVERAGE FY16:</b>	<b>\$41.97</b>
<b>DAILY AVERAGE FY17:</b>	<b>\$48.40</b>
<b>DAILY AVERAGE FY18:</b>	<b>\$58.60</b>
<b>DAILY AVERAGE FY19:</b>	<b>\$60.97</b>
<b>DAILY AVERAGE FY20:</b>	<b>\$48.62 (current running average)</b>

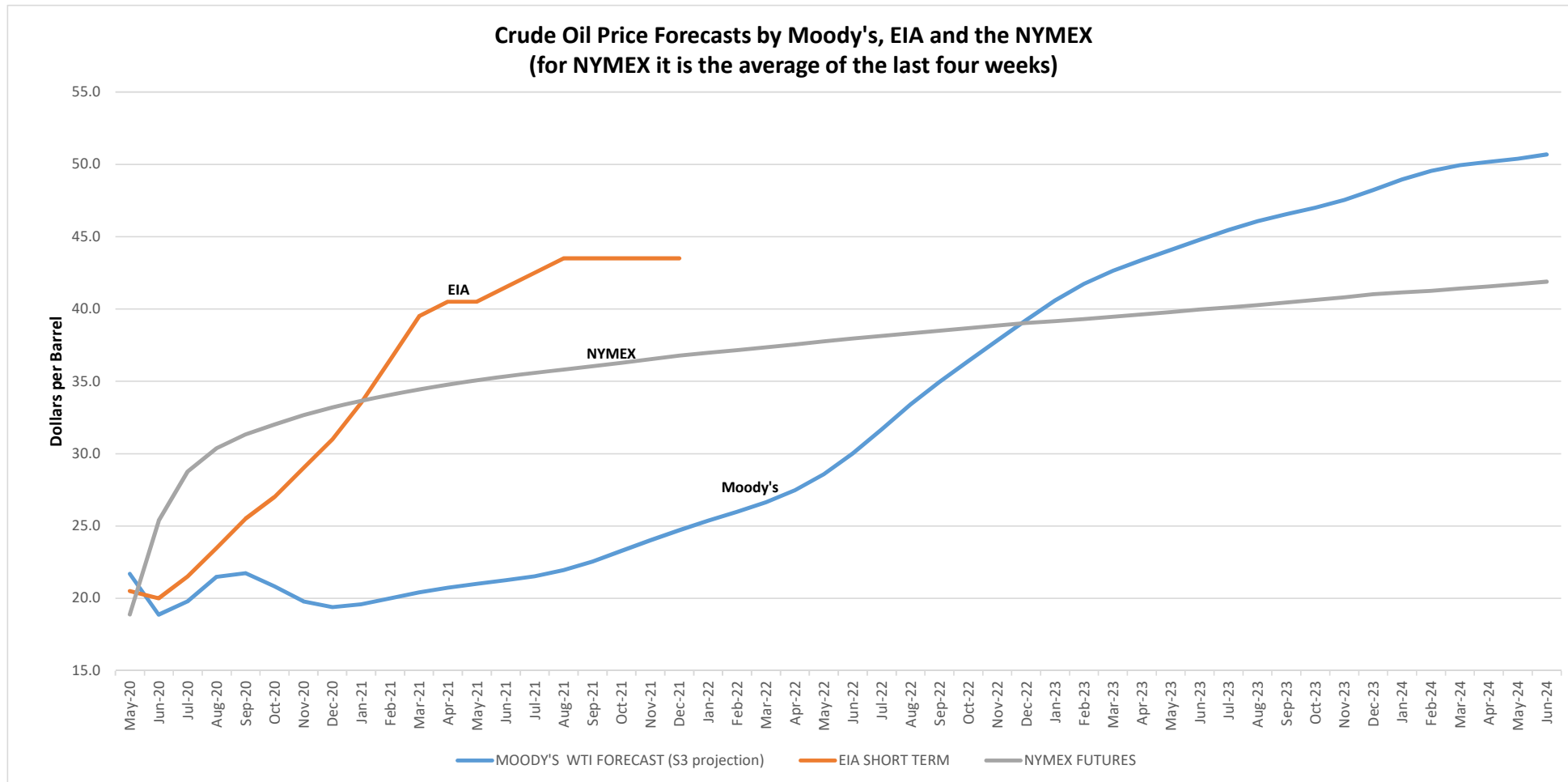






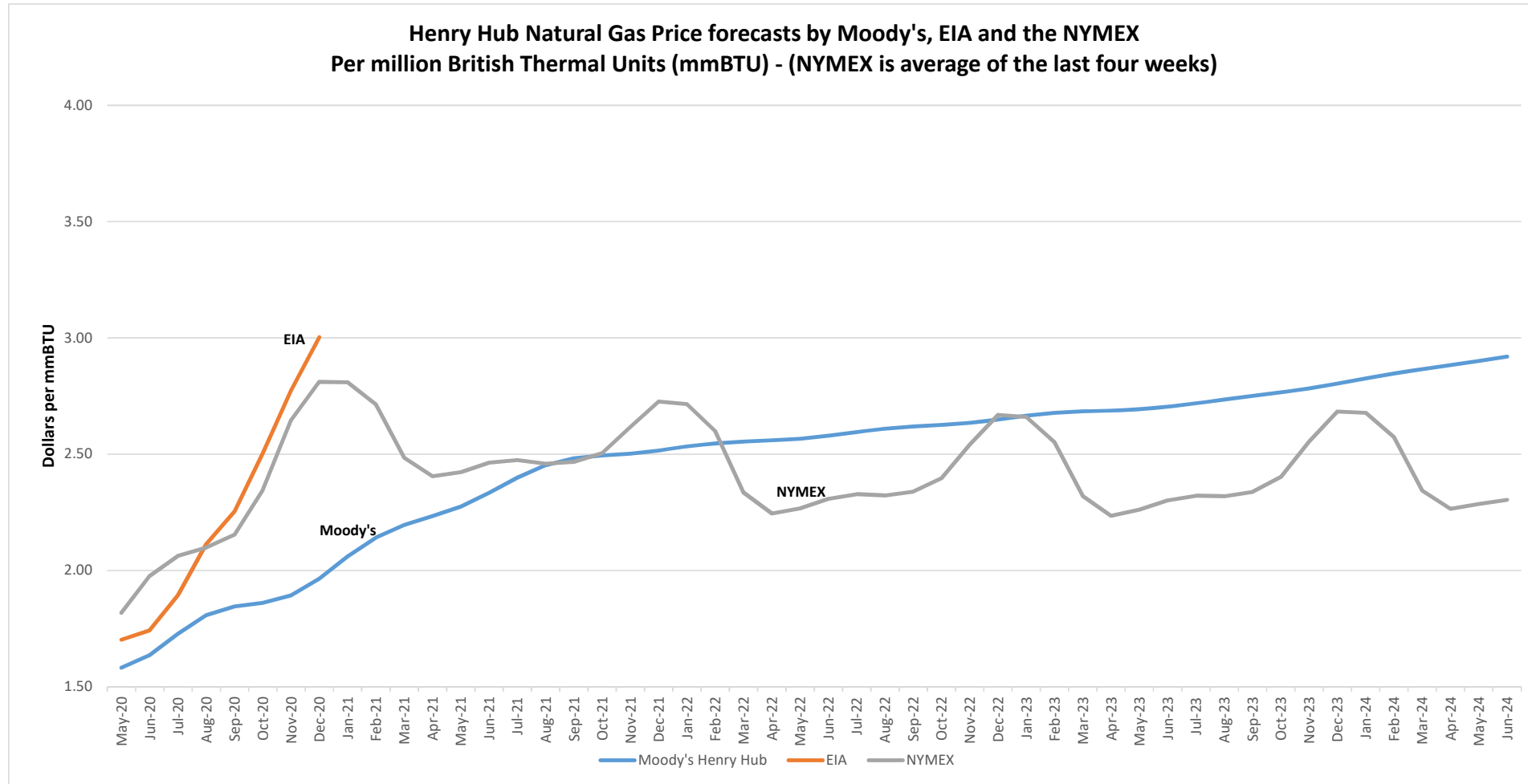
**DAILY AVERAGE FY18: \$2.92**  
**DAILY AVERAGE FY19: \$3.01**  
**DAILY AVERAGE FY20: \$2.13 (current running average)**





**OPB Proposed Oil Price Forecast (dollars per barrel)**

<b>FY20</b>	<b>\$45.37</b>
<b>FY21</b>	<b>\$28.17</b>
<b>FY22</b>	<b>\$31.80</b>
<b>FY23</b>	<b>\$38.31</b>
<b>FY24</b>	<b>\$42.88</b>



**OPB Proposed Natural Gas Price Forecast (dollars per MCF) and projected Severance Tax Rate**

<b>FY20</b>	<b>\$2.11</b>	<b>12.5 ¢ the actual rate</b>
<b>FY21</b>	<b>\$2.51</b>	<b>9.3 ¢ the actual rate</b>
<b>FY22</b>	<b>\$2.60</b>	<b>8.4 ¢</b>
<b>FY23</b>	<b>\$2.60</b>	<b>9.9 ¢</b>
<b>FY24</b>	<b>\$2.66</b>	<b>10.2 ¢</b>

## Revenue Estimating Conference, Monday May 11, 2020

- The state revenue outlook is strongly negative, while highly uncertain as to magnitude.
- See the packet with unemployment claims charts and tables.
- FY20: after three quarters of relatively good performance the FY will end poorly: SGF <\$123.1 M> from the baseline forecast of April 10, 2019; <\$439 M> drop from FY19 actual.
- FY21: will be especially diminished: SGF <\$867.5 M> from the baseline forecast of April 10, 2019; <\$425 M> from the new lower FY20 forecast.
- Downgrades are expected to be severe in certain receipts
  - Mineral Revenue (sev & roy): <\$182 M> in FY20, <\$436 M> in FY21; associated with the rapid drop off in oil prices (\$46.42/bbl in FY20, down from \$59.42 baseline; \$32.17/bbl in FY21, down from \$60.00/bbl baseline), with traditional declines in volumes – no assumption of material shut-in production.
  - Sales Taxes (gen & veh): <\$177 M> in FY20, <\$379 M> in FY21 as much of economy shut down in second half of March, and will only slowly reopen through FY21.
  - Gaming Revenue (esp rbt, vdp, slt): <\$225 M> in FY20, <\$269 M> in FY21; associated with total shutdown from March 17 through end of FY20 (assumed), and gradual return to 60% of pre-covid baseline projection (90%, 100%); land-based casino adjusted as per contract amendments; Lottery for FY20 based on CY19 actuals, FY21 from CY20 actuals displaying strong instant games offsetting weak multi-state games (and -10 for potential Miss competition).
  - Motor Fuels Taxes: <\$63 M> FY20, <\$52 M>; associated with diminished vehicle use (locals and cargo) in shutdown and during re-opening.
- Offsets are expected in certain receipts
  - Personal Income Tax: +\$217 M in FY20: the combined effect of the state tax base expansion from the federal TCJA and the base decline from the spike up in unemployment beginning in late March; +\$35 M in FY21: the continuation of both of those effects, plus the expectation of income tax liabilities from the surge in unemployment compensation payments (state and especially federal).
  - Corp Tax Receipts: +\$68 M in FY20, +\$23 M in FY21 primarily due to the low baseline projection in place in the face of good performance in FY18, 19, and 20. Projections are lower than in the past and do fall yr/yr.
  - Investment Earnings: +\$43 M in FY20, +\$34 M in FY21 recognizes strong performance in the current year relative to a very low baseline projection.
  - Insurance Premium Taxes (ELT): essentially unchanged in FY20, but increased in FY21 in anticipation of increased Medicaid enrollment. However, much of the FY21 increase flows to the MATF dedication rather than the SGF.
- The second and third quarters of 2020 (end of FY20, start of FY21) may be the worst, but only a slow climb-out from a trough seems likely, resulting in a weak CY20 and FY21. Bounce-back months/quarters will be in the context of low trough months/quarters.

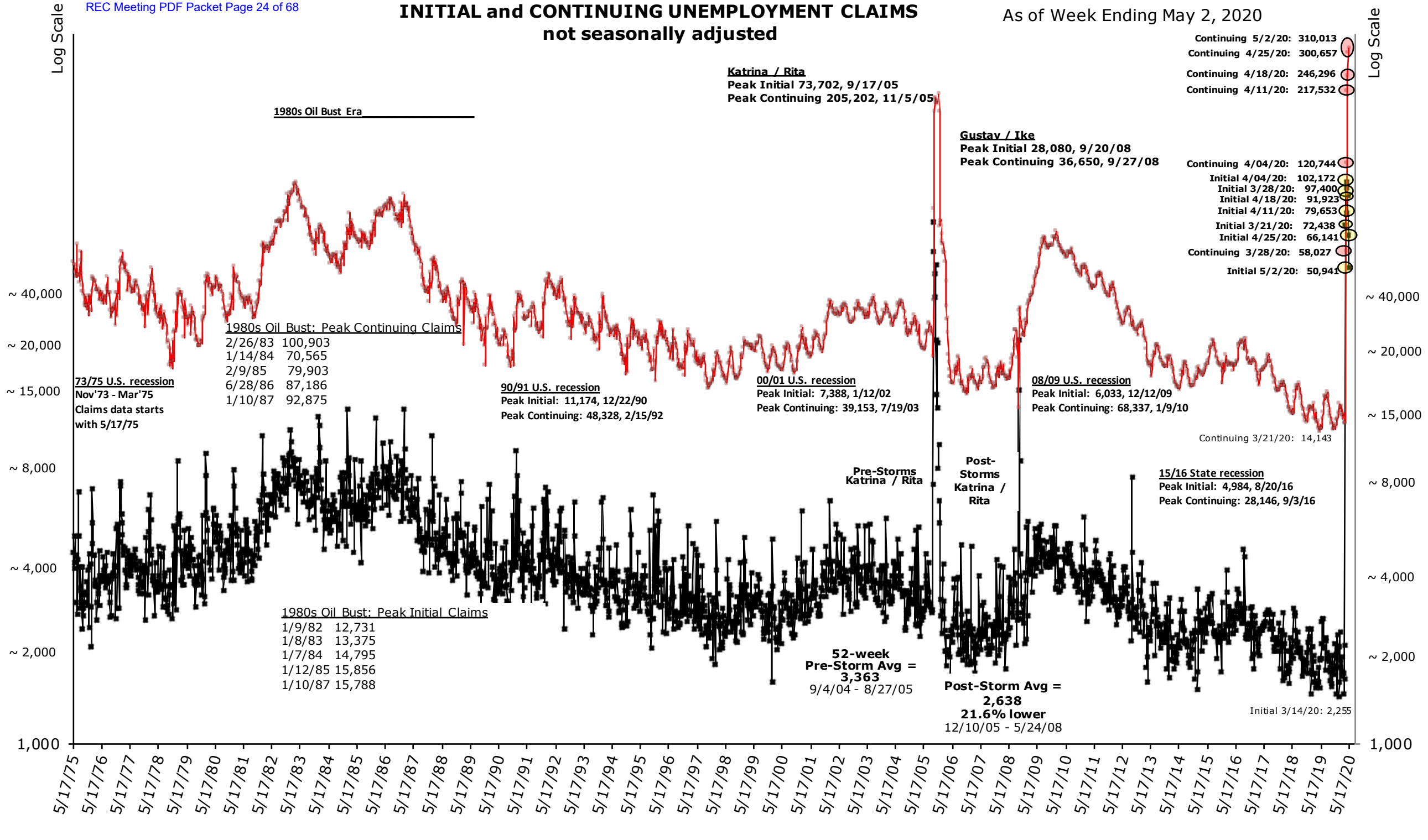
### Uncertainties are Numerous

- Timing and speed of recovery are highly uncertain, and dependent to some large extent on sustained improvement in epidemiology metrics, that will guide official reopening as well as the practical return of the population to more normal transacting. Pace of recovery could be much slower than implied in these initial revenue forecasts.
- Louisiana is a small state that trades with the rest of the nation/world. The state recovery will be highly dependent upon the recovery of the rest of the nation and world. We will not fully recover on our own.
- Domestic or internal commercial activity will come back first, as people gain confidence and move back to more normal daily activity. Employment in support of that activity will respond, and build on the momentum. This will likely occur over a span of several months and quarters.
- External-based commercial activity (trade – tourism – oil & gas etc) will likely take much longer to respond, and require much more confidence in epidemiology metrics. Some recovery may occur in the first half of 2021, but near normal is not likely until 2022 or later.
- A return to near-normal activity, domestic and external, may await a widely available and applied vaccine; implying diminished activity well into 2021, 2022, or even longer. A large share of the population actually has to be vaccinated.
- Mineral revenue recovery requires the sustained return of economically viable oil price levels (\$50+/bbl ?). This will require the return of national & worldwide aggregate demand in production, transportation, and travel, the work off of very large inventories of crude oil, the settlement of the market-share dispute within members of OPEC+, and moderation in U.S. shale production.

- Federal support programs will provide some offset to the negative economic effects, but these offsets are not expected to be large. Support payments are largely one-off or short-lived. To the extent they support necessities (grocery food, rent/mortgage, utilities, other debt service etc) they do not generate substantial taxable spending.
- Revenue collection data to date, largely does not materially reflect the effects of the Covid-event. Much data is now through April collections, reflecting transactions in February and March, largely before the event became prevalent and the shelter/shutdown of the economy became widespread.
- For example, the first full month of the covid-event economically was April. Sales tax remittances for April transactions are due in late May, and compiled/reported in early June. Even then, only one full month is revealed.
- Filing and payment extensions for various taxes have been granted. To the extent taken advantage of, collections are not necessarily lost, but the data associated with their normal payment pattern is distorted. That is apparent in sales tax and personal & corporate income tax filings.
- Initial projections of revenue effect will be based on projections of economic variables that are largely unrealized at the time the initial projections will be made. We know the data will be bad, and there is early information and policy supporting that pessimism (for example, shelter/shut-in orders, unemployment claims, convention/travel cancelations, first quarter U.S. GDP drop etc), but we have not seen the actual economic and fiscal data that fully reflects the covid-event.
- Exogenous economic variables regarding wages and employment paths will be continuously revised.
- Many judgements / assumptions are embedded in the forecasts. For example, the degree to which gaming patronage/spending returns to pre-covid norms.
- The forecast focus has been on FY20 and FY21. Out-year projections (FY22 – FY24) are not necessarily consistent with the near-term projections. Even the near-term projections of FY20 & FY21 are provided with little confidence.
- Subsequent reviews and revisions to forecasts will be necessary as the effects of the covid-event ripple through the economy and the state fisc.

# INITIAL and CONTINUING UNEMPLOYMENT CLAIMS not seasonally adjusted

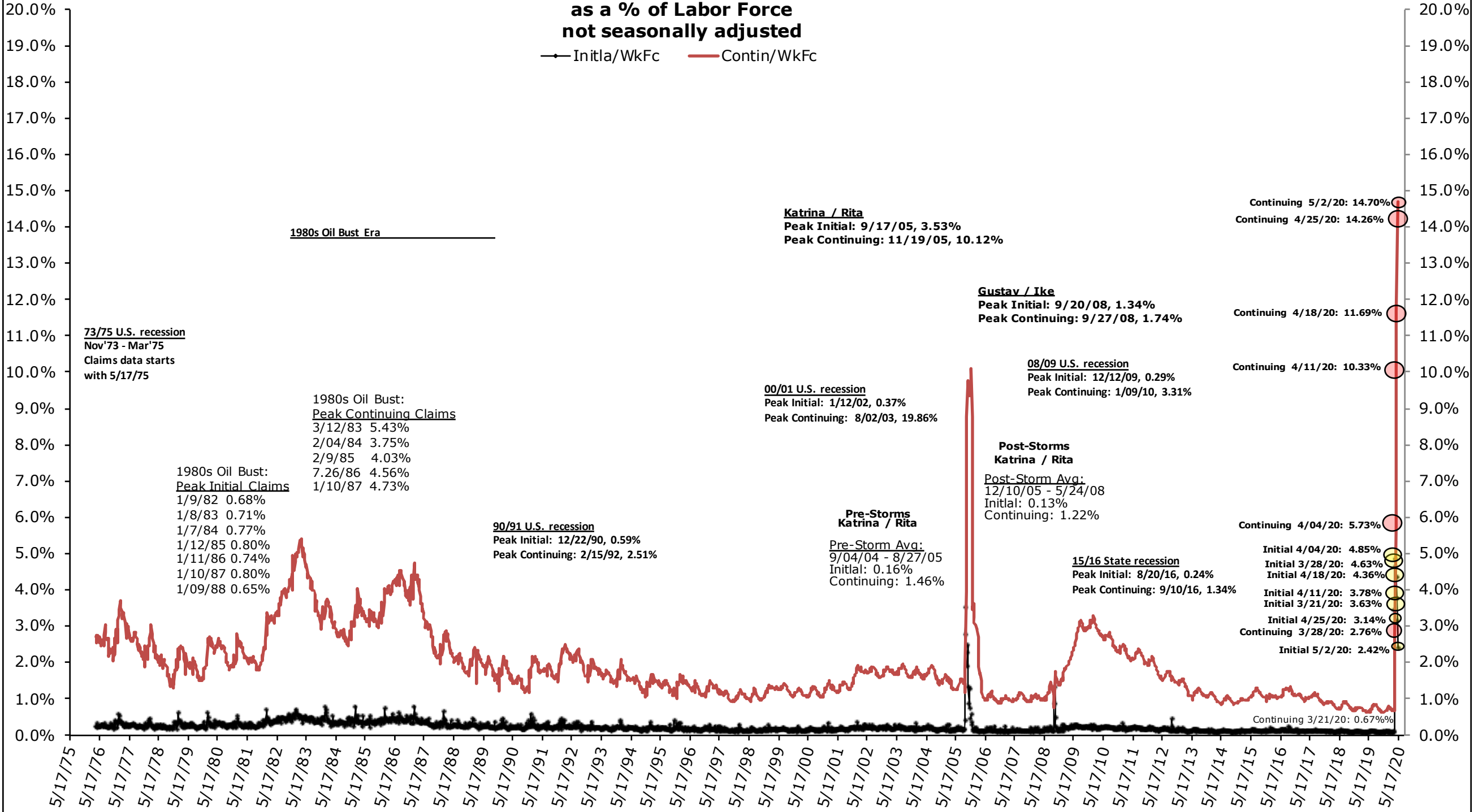
As of Week Ending May 2, 2020



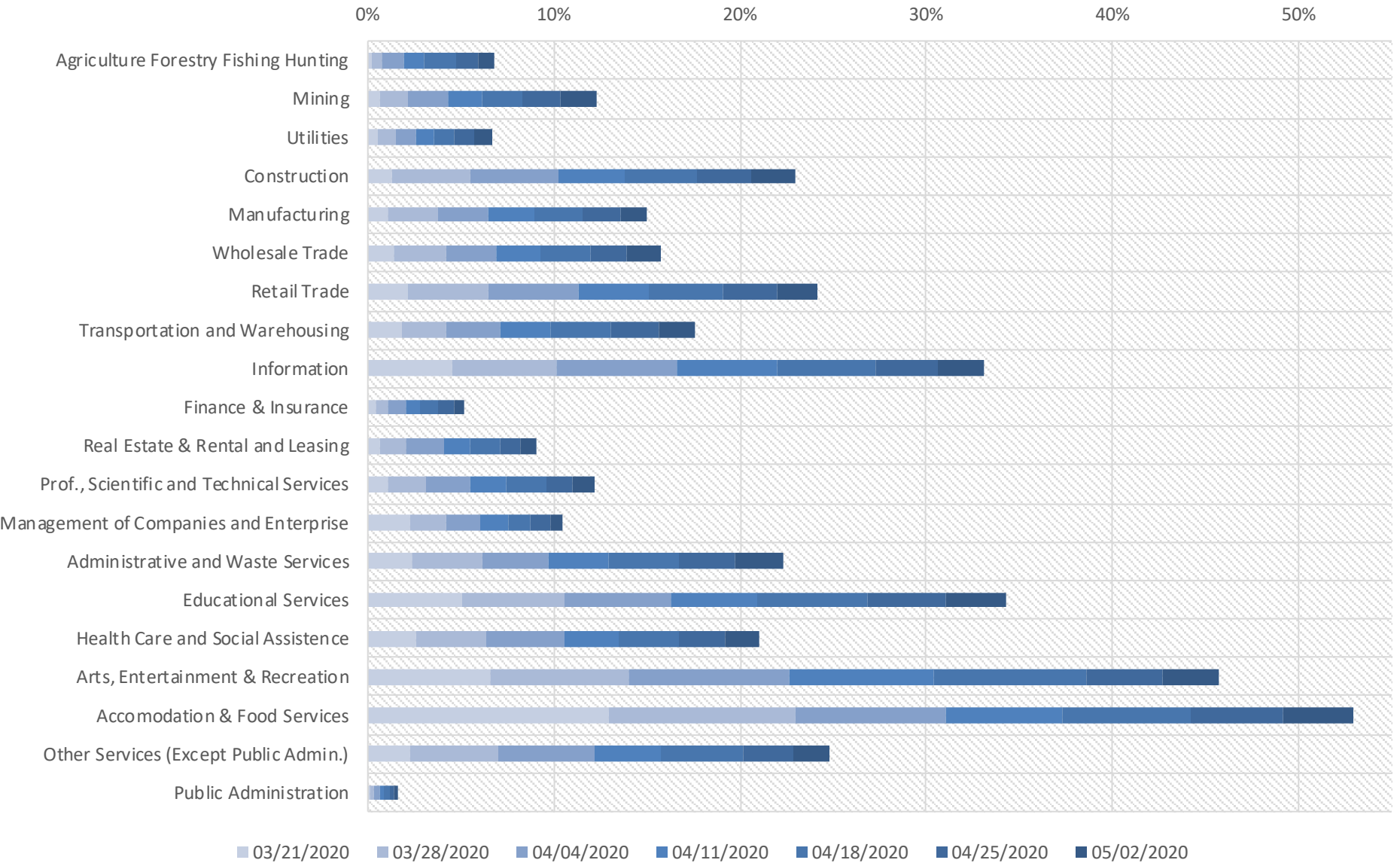


# INITIAL and CONTINUING UNEMPLOYMENT CLAIMS as a % of Labor Force not seasonally adjusted

As of Week Ending May 2, 2020

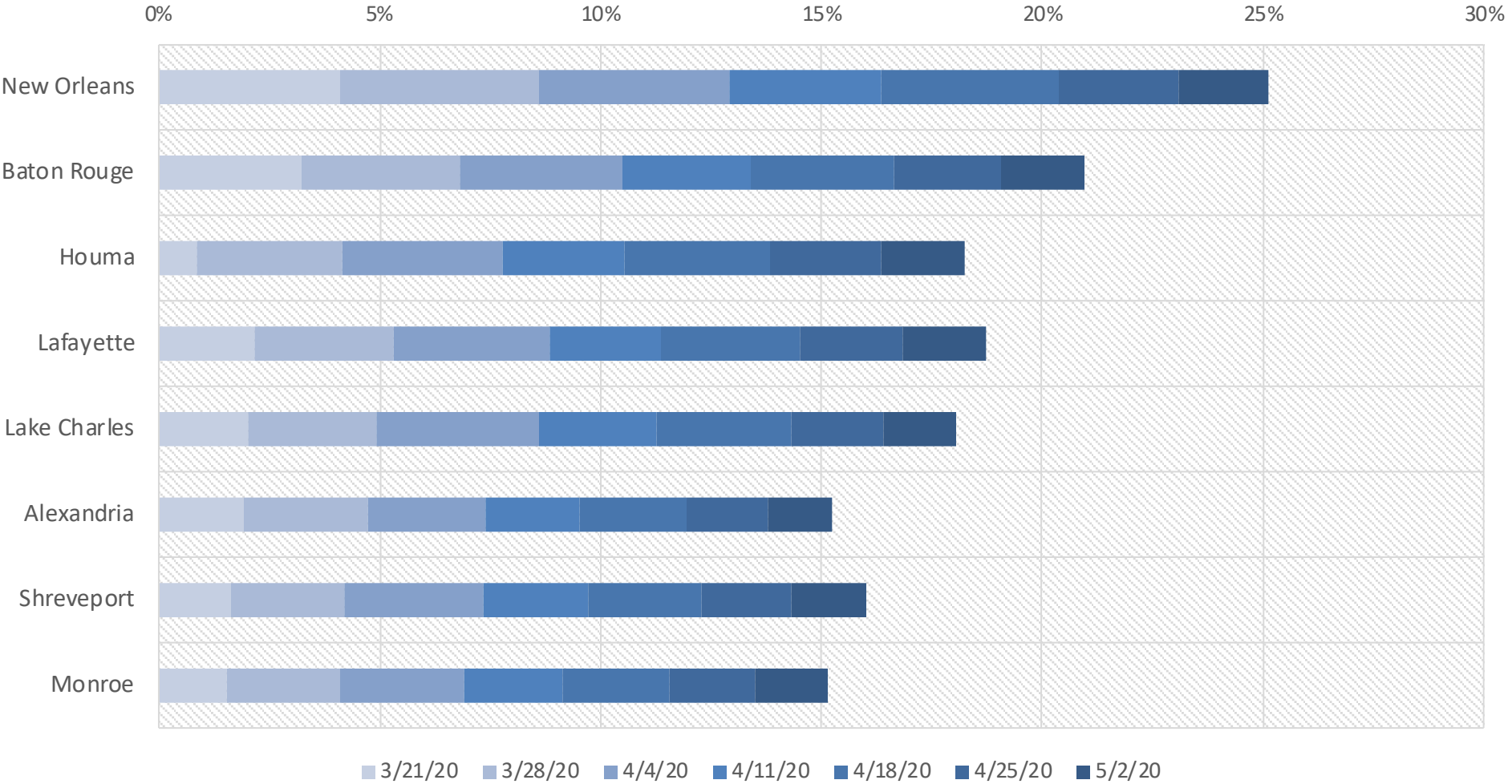


# Initial UI Claims as Percent of Pre-COVID Employment by Week



Sources: LWC UI Claims; BEA 2018 Employment

## Weekly Initial UI Claims by Region as Percent of Pre-COVID Employment



Sources: LWC UI Claims; BEA 2018 Employment

Continuing Claims  
as of May 2, 2020

NAICS Code	Industry		310,013
NAICS 11	Agriculture Forestry Fishing Hunting	0.6%	1,910
NAICS 21	Mining	1.4%	4,253
NAICS 22	Utilities	0.1%	343
NAICS 23	Construction	8.7%	26,957
NAICS 31-33	Manufacturing	3.9%	12,208
NAICS 42	Wholesale Trade	2.1%	6,565
NAICS 44-45	Retail Trade	11.9%	36,973
NAICS 48-49	Transportation and Warehousing	3.9%	11,969
NAICS 51	Information	1.8%	5,460
NAICS 52	Finance & Insurance	1.0%	3,084
NAICS 53	Real Estate & Rental and Leasing	2.0%	6,186
NAICS 54	Prof., Scientific and Technical Services	3.2%	9,795
NAICS 55	Management of Companies and Enterprise	0.5%	1,613
NAICS 56	Administrative and Waste Services	6.4%	19,805
NAICS 61	Educational Services	3.5%	10,727
NAICS 62	Health Care and Social Assistance	11.9%	37,014
NAICS 71	Arts, Entertainment & Recreation	4.5%	13,899
NAICS 72	Accomodation & Food Services	21.7%	67,256
NAICS 81	Other Services (Except Public Admin.)	7.3%	22,561
NAICS 92	Public Administration	1.0%	3,138
NAICS 99	Unclassified	2.7%	8,296

Estimates by the Legislative Fiscal Office

**REVENUE ESTIMATING CONFERENCE**  
**FISCAL YEAR 20 FORECAST**  
(In Million \$)

REVENUE SOURCE/DEDICATIONS	Actual Collections FY19	Official Forecast 4/10/2019	Proposed DOA Forecast 5/11/2020	Proposed LFO Forecast 5/11/2020	DOA +(-) Official Forecast	LFO +(-) Official Forecast
Alcoholic Beverage	37.7	38.3	38.0	36.2	(0.3)	(2.1)
Beer	38.4	39.3	38.5	36.9	(0.8)	(2.4)
Total Corp Fran. & Inc.	630.5	400.0	475.0	468.1	75.0	68.1
Gasoline & Special Fuels	635.5	655.6	568.0	592.2	(87.6)	(63.4)
Hazardous Waste	2.6	3.1	2.6	2.9	(0.5)	(0.2)
Individual Income	3719.4	3,512.9	3788.1	3,730.0	275.2	217.1
Natural Gas Franchise	0.8	0.7	0.7	1.5	0.0	0.8
Public Utilities	7.7	8.0	7.6	8.0	(0.4)	-
Auto Rental Excise	7.4	7.0	7.0	7.0	-	-
Sales Tax - General	3459.8	3,470.5	3332.8	3,321.0	(137.7)	(149.5)
Severance	524.6	558.4	407.0	415.0	(151.4)	(143.4)
Supervision/Inspection Fee	8.6	8.7	8.7	8.7	-	-
Tobacco	284.8	293.6	275.8	279.7	(17.8)	(13.9)
Unclaimed Property	15.0	40.2	40.0	43.6	(0.2)	3.4
Miscellaneous Receipts	6.8	6.1	6.3	6.8	0.2	0.7
<b>Total-Dept. of Revenue</b>	<b>9,379.6</b>	<b>9,042.4</b>	<b>8,996.1</b>	<b>8,957.5</b>	<b>(46.3)</b>	<b>(84.9)</b>
Royalties	181.3	175.9	125.6	137.1	(50.3)	(38.8)
Rentals	1.2	1.2	1.6	4.3	0.4	3.1
Bonuses	13.6	6.7	7.0	2.1	0.3	(4.6)
Mineral Interest	0.8	0.3	1.0	1.0	0.7	0.7
<b>Total-Natural Res.</b>	<b>196.8</b>	<b>184.1</b>	<b>135.2</b>	<b>144.5</b>	<b>(48.9)</b>	<b>(39.6)</b>
Interest Earnings (SGF)	6.1	1.0	35.0	44.0	34.0	43.0
Interest Earnings (TTF)	7.9	7.0	6.0	5.8	(1.0)	(1.2)
VAR,INA/Hosp Leases/LA1 Tolls	204.1	215.5	208.3	212.8	(7.2)	(2.7)
Agency SGR Over-collections	16.5	12.9	17.0	12.9	4.1	-
Bond Reimbs / Traditional & GOZ	16.7	18.2	25.8	25.8	7.6	7.6
Quality Ed. Support Fund	41.0	45.3	40.0	39.0	(5.3)	(6.3)
Lottery Proceeds	181.6	168.5	171.2	171.2	2.7	2.7
Land-based Casino	63.1	60.4	55.5	55.5	(5.0)	(5.0)
Tobacco Settlement	111.0	107.7	104.5	103.6	(3.2)	(4.1)
DHH Provider Fees	161.4	163.5	164.4	163.5	0.9	-
<b>Total Treasury</b>	<b>809.3</b>	<b>800.0</b>	<b>827.7</b>	<b>834.0</b>	<b>27.7</b>	<b>34.0</b>
Excise License	914.8	958.7	941.5	956.9	(17.2)	(1.8)
Ins. Rating Fees (SGF)	72.0	74.8	72.0	75.7	(2.8)	0.9
<b>Total-Insurance</b>	<b>986.7</b>	<b>1,033.5</b>	<b>1,013.4</b>	<b>1,032.6</b>	<b>(20.1)</b>	<b>(0.9)</b>
Misc. DPS Permits	16.7	17.1	8.0	6.5	(9.1)	(10.6)
Titles	23.0	23.4	20.0	20.4	(3.4)	(3.0)
Vehicle Licenses	124.6	128.5	123.0	123.2	(5.5)	(5.3)
Vehicle Sales Tax	450.3	459.2	435.7	431.8	(23.5)	(27.4)
Riverboat Gaming	404.5	423.1	275.0	274.8	(148.1)	(148.3)
Racetrack slots	54.0	52.9	36.0	35.3	(16.9)	(17.6)
Video Draw Poker	194.3	190.2	143.0	131.2	(47.2)	(59.0)
<b>Total-Public Safety</b>	<b>1,267.4</b>	<b>1,294.4</b>	<b>1,040.6</b>	<b>1,023.2</b>	<b>(253.8)</b>	<b>(271.2)</b>
<b>Total Taxes, Lic., Fees</b>	<b>12,639.9</b>	<b>12,354.4</b>	<b>12,013.1</b>	<b>11,991.9</b>	<b>(341.3)</b>	<b>(362.6)</b>
Less: Dedications	(2,584.0)	(2,629.7)	(2,366.4)	(2,390.1)	263.3	239.5
Less: NOW Waiver Fund Allocation	(15.0)	-	-	-	-	-
<b>STATE GENERAL FUND</b>	<b>10,040.8</b>	<b>9,724.8</b>	<b>9,646.8</b>	<b>9,601.7</b>	<b>(78.0)</b>	<b>(123.1)</b>
<b>REVENUE - DIRECT</b>						
Oil Price per barrel	\$61.75	\$59.15	\$45.37	\$46.42	(\$13.78)	(\$12.73)

**REVENUE ESTIMATING CONFERENCE**  
**FISCAL YEAR 20 FORECAST**  
(In Million \$)

<b>REVENUE SOURCE/DEDICATIONS</b>	<b>Actual Collections FY19</b>	<b>Official Forecast 4/10/2019</b>	<b>Proposed DOA Forecast 5/11/2020</b>	<b>Proposed LFO Forecast 5/11/2020</b>	<b>DOA +(-) Official Forecast</b>	<b>LFO +(-) Official Forecast</b>
Transportation Trust Fund	508.4	524.5	454.4	473.8	(70.1)	(50.7)
Motor Vehicles Lic. - TTF	53.6	54.2	52.1	52.1	(2.1)	(2.1)
Aviation Tax - TTF	29.8	29.8	29.8	29.8	-	-
TTF/Interest and Fees	38.2	34.6	33.7	36.1	(0.9)	1.5
Motor Fuels - TIME Program	127.1	131.1	113.6	118.4	(17.5)	(12.7)
Motor Veh.Lic - Hwy Fund #2	12.9	13.4	12.9	12.9	(0.5)	(0.5)
State Highway Improvement Fund	58.2	60.1	58.0	57.8	(2.1)	(2.3)
OMV Drivers' License Escrow Fund	3.5	3.8	3.1	1.3	(0.7)	(2.5)
Sports Facility Assistance Fund	4.2	4.2	4.2	4.2	-	(0.0)
Severance Tax -Parishes	44.5	57.0	39.6	40.4	(17.4)	(16.6)
Severance Tax - Forest Prod. Fund	2.5	2.7	2.0	2.5	(0.7)	(0.2)
Royalties - Parishes	18.8	17.6	12.6	13.7	(5.0)	(3.9)
Royalties-DNR	2.5	2.5	2.5	2.5	-	-
Wetlands Fund	24.5	25.0	14.7	15.1	(10.3)	(9.9)
Quality Ed. Support Fund	41.0	45.3	40.0	39.0	(5.3)	(6.3)
Sales Tax Econ. Development	14.6	13.0	13.2	13.3	0.2	0.3
Tourist Promotion District	26.1	23.5	24.5	24.3	1.0	0.8
Sales Tax/Telecomm Fd for the Deaf	3.4	2.7	2.6	3.4	(0.1)	0.7
Excise Lic. - 2% Fire Ins.	22.2	22.4	24.0	23.3	1.6	0.9
Excise Lic. -Fire Mars. Fd.	16.6	16.6	16.4	17.3	(0.2)	0.7
Excise Lic. - LSU Fire Tr.	3.3	3.4	3.5	3.5	0.2	0.1
Insurance Fees	72.0	74.8	72.0	75.7	(2.8)	0.9
ELT MATF Medicaid Managed Care	438.9	480.7	447.5	456.1	(33.2)	(24.6)
State Police Salary Fund	15.6	15.6	15.6	15.6	-	-
Video Draw Poker	57.7	59.2	48.2	39.8	(11.0)	(19.4)
Racetrack Slots	32.8	32.3	29.8	21.5	(2.5)	(10.8)
Lottery Proceeds Fund	181.1	168.0	170.7	170.7	2.7	2.7
SELF Fund	146.4	150.9	104.2	103.6	(46.7)	(47.3)
Casino Support Fund	3.2	0.0	0.0	0.0	-	-
LA Early Childhood Fund, LBC	0.0	0.0	0.0	0.0	-	-
Comm. Water Fd (70%), NOLA (30%),	0.0	0.0	0.0	0.0	-	-
Riverboat 'Gaming' Enforce.	62.8	66.4	44.2	42.7	(22.2)	(23.7)
Compulsive Gaming Fund	2.5	2.5	2.5	2.5	-	-
Budget Stabilization Fund	0.0	1.0	1.0	0.0	-	(1.0)
Revenue Stabilization Fund	30.5	0.0	0.0	0.0	-	-
Hazardous Waste Funds	2.6	3.1	2.6	2.9	(0.5)	(0.2)
Supervision/Inspection Fee	8.7	8.7	8.7	8.7	-	-
Insp. Fee/Gasoline, Ag. Petr. Fund	4.4	4.4	4.1	4.4	(0.4)	-
Tobacco Settlement/4 cent Tob Tax der	120.2	117.3	113.5	112.6	(3.8)	(4.7)
Tob Tax Health Care Fd / Reg Enf Fd	28.0	29.2	26.0	27.5	(3.2)	(1.7)
Tob Tax Medicaid Match Fund	114.1	119.3	108.5	112.2	(10.8)	(7.1)
Tobacco Settlement Enf Fund	0.4	0.4	0.4	0.4	-	-
Rapid Response Fund/Econ Dev	10.0	10.0	10.0	10.0	-	-
Rapid Response Fund/Workforce	10.0	10.0	10.0	10.0	-	-
Unclaimed Property / I-49	15.0	15.0	15.0	15.0	-	-
Capitol Tech	10.0	10.0	10.0	10.0	-	-
DHH Provider Fees	161.4	163.5	164.4	163.5	0.9	-
<b>Total Dedications</b>	<b>2,584.0</b>	<b>2,629.7</b>	<b>2,366.4</b>	<b>2,390.1</b>	<b>(263.3)</b>	<b>(239.5)</b>

*Some columns and lines do not add precisely due to rounding.*

**REVENUE ESTIMATING CONFERENCE**  
**FISCAL YEAR 21 FORECAST**  
(In Million \$)

REVENUE SOURCE/DEDICATIONS	Official Forecast 4/10/2019	Proposed DOA Forecast 5/11/2020	Proposed LFO Forecast 5/11/2020	DOA +/- Official Forecast	LFO +/- Official Forecast
Alcoholic Beverage	39.0	38.0	34.8	(1.0)	(4.2)
Beer	39.1	38.5	35.5	(0.6)	(3.6)
Total Corp Fran. & Inc.	400.0	335.0	422.7	(65.0)	22.7
Gasoline & Special Fuels	665.1	590.8	613.0	(74.3)	(52.1)
Hazardous Waste	3.1	2.6	2.9	(0.5)	(0.2)
Individual Income	3,611.2	3,524.9	3,646.3	(86.3)	35.1
Natural Gas Franchise	0.7	0.7	0.7	0.0	(0.0)
Public Utilities	8.0	7.6	8.0	(0.4)	-
Auto Rental Excise	7.0	7.0	3.5	-	(3.5)
Sales Tax - General	3,513.9	3,178.2	3,197.2	(335.7)	(316.7)
Severance	581.4	302.2	230.8	(279.2)	(350.6)
Supervision/Inspection Fee	8.7	8.7	8.7	-	-
Tobacco	293.5	275.8	278.9	(17.7)	(14.6)
Unclaimed Property	39.7	40.0	40.6	0.3	0.9
Miscellaneous Receipts	6.1	6.8	6.8	0.7	0.7
<b>Total-Dept. of Revenue</b>	<b>9,216.5</b>	<b>8,356.9</b>	<b>8,530.4</b>	<b>(859.7)</b>	<b>(686.1)</b>
Royalties	185.1	110.1	100.0	(75.0)	(85.1)
Rentals	1.2	1.6	1.2	0.4	-
Bonuses	6.7	4.0	1.1	(2.7)	(5.6)
Mineral Interest	0.3	1.0	1.0	0.7	0.7
<b>Total-Natural Res.</b>	<b>193.3</b>	<b>116.7</b>	<b>103.3</b>	<b>(76.5)</b>	<b>(90.0)</b>
Interest Earnings (SGF)	1.0	20.0	35.0	19.0	34.0
Interest Earnings (TTF)	7.0	6.0	5.0	(1.0)	(2.0)
VAR,INA/Hosp Leases/LA1 Tolls	218.2	209.8	208.3	(8.4)	(9.9)
Agency SGR Over-collections	12.9	13.0	12.9	0.1	-
Bond Reimbs / Traditional & GOZ	18.2	16.1	16.1	(2.1)	(2.1)
Quality Ed. Support Fund	47.8	40.0	41.5	(7.8)	(6.3)
Lottery Proceeds	158.7	164.1	154.1	5.4	(4.6)
Land-based Casino	60.4	102.9	102.9	42.5	42.5
Tobacco Settlement	107.8	104.6	101.8	(3.2)	(6.0)
DHH Provider Fees	166.5	168.1	166.6	1.6	0.1
<b>Total Treasury</b>	<b>798.5</b>	<b>844.5</b>	<b>844.2</b>	<b>46.0</b>	<b>45.7</b>
Excise License	983.6	1,006.0	1,032.2	22.4	48.6
Ins. Rating Fees (SGF)	75.4	70.9	76.0	(4.5)	0.6
<b>Total-Insurance</b>	<b>1,059.0</b>	<b>1,076.8</b>	<b>1,108.2</b>	<b>17.8</b>	<b>49.2</b>
Misc. DPS Permits	17.2	10.0	6.6	(7.2)	(10.6)
Titles	23.9	21.0	19.1	(2.9)	(4.8)
Vehicle Licenses	130.4	123.6	125.0	(6.8)	(5.4)
Vehicle Sales Tax	466.3	453.6	404.3	(12.7)	(62.0)
Riverboat Gaming	429.5	289.0	257.7	(140.5)	(171.8)
Racetrack slots	53.1	37.5	31.9	(15.6)	(21.2)
Video Draw Poker	188.6	147.0	113.2	(41.6)	(75.4)
<b>Total-Public Safety</b>	<b>1,309.0</b>	<b>1,081.7</b>	<b>957.7</b>	<b>(227.3)</b>	<b>(351.3)</b>
<b>Total Taxes, Lic., Fees</b>	<b>12,576.3</b>	<b>11,476.6</b>	<b>11,543.8</b>	<b>(1,099.6)</b>	<b>(1,032.4)</b>
<i>Less: Dedications</i>	<i>(2,532.2)</i>	<i>(2,420.9)</i>	<i>(2,367.2)</i>	<i>111.4</i>	<i>165.1</i>
<i>Less: NOW Waiver Fund Allocation</i>	<i>-</i>	<i>-</i>	<i>-</i>	<i>-</i>	<i>-</i>
<b>STATE GENERAL FUND</b>	<b>10,044.1</b>	<b>9,055.7</b>	<b>9,176.6</b>	<b>(988.4)</b>	<b>(867.5)</b>
<b>REVENUE - DIRECT</b>					
Oil Price per barrel	\$60.00	\$28.17	\$32.17	(\$31.83)	(\$27.83)

**REVENUE ESTIMATING CONFERENCE**  
**FISCAL YEAR 21 FORECAST**  
(In Million \$)

REVENUE SOURCE/DEDICATIONS	Official Forecast 4/10/2019	Proposed DOA Forecast 5/11/2020	Proposed LFO Forecast 5/11/2020	DOA +(-) Official Forecast	LFO +(-) Official Forecast
Transportation Trust Fund	532.1	472.7	490.4	(59.4)	(41.7)
Motor Vehicles Lic. - TTF	55.0	52.5	52.9	(2.5)	(2.1)
Aviation Tax - TTF	29.8	29.8	29.8	-	-
TTF/Interest and Fees	34.6	33.6	35.3	(1.0)	0.7
Motor Fuels - TIME Program	133.0	118.2	122.6	(14.9)	(10.4)
Motor Veh.Lic - Hwy Fund #2	13.6	13.0	13.1	(0.6)	(0.5)
State Highway Improvement Fund	61.0	58.3	58.7	(2.8)	(2.4)
OMV Drivers' License Escrow Fund	3.8	3.1	1.4	(0.7)	(2.4)
Sports Facility Assistance Fund	4.3	4.2	4.1	(0.1)	(0.2)
Severance Tax -Parishes	59.3	28.7	22.5	(30.6)	(36.8)
Severance Tax - Forest Prod. Fund	2.7	2.0	2.5	(0.7)	(0.2)
Royalties - Parishes	18.5	11.0	10.0	(7.5)	(8.5)
Royalties-DNR	2.5	2.5	2.5	-	-
Wetlands Fund	25.0	12.5	11.0	(12.5)	(14.0)
Quality Ed. Support Fund	47.8	40.0	41.5	(7.8)	(6.3)
Sales Tax Econ. Development	13.2	12.6	12.8	(0.6)	(0.4)
Tourist Promotion District	23.8	23.5	23.3	(0.3)	(0.4)
Sales Tax/Telecomm Fd for the Deaf	2.7	3.0	3.4	0.3	0.7
Excise Lic. - 2% Fire Ins.	22.6	24.2	23.8	1.6	1.2
Excise Lic. -Fire Mars. Fd.	16.7	16.4	17.7	(0.3)	1.0
Excise Lic. - LSU Fire Tr.	3.4	3.2	3.5	(0.3)	0.1
Insurance Fees	75.4	70.9	76.0	(4.5)	0.6
ELT MATF Medicaid Managed Care	480.7	560.6	522.0	79.9	41.3
State Police Salary Fund	15.6	15.6	15.6	-	-
Video Draw Poker	58.7	49.0	34.3	(9.6)	(24.3)
Racetrack Slots	32.3	31.6	19.4	(0.7)	(12.9)
Lottery Proceeds Fund	158.2	163.6	153.6	5.4	(4.6)
SELF Fund	152.2	122.2	129.9	(30.0)	(22.3)
Casino Support Fund	0.0	0.0	0.0	-	-
LA Early Childhood Fund, LBC	0.0	0.0	0.0	-	-
Comm. Water Fd (70%), NOLA (30%), I	0.0	0.0	0.0	-	-
Riverboat 'Gaming' Enforce.	67.4	46.3	40.0	(21.1)	(27.4)
Compulsive Gaming Fund	2.5	2.5	2.5	-	-
Budget Stabilization Fund	1.0	25.0	25.0	24.0	24.0
Revenue Stabilization Fund	8.1	0.0	0.0	(8.1)	(8.1)
Hazardous Waste Funds	3.1	2.6	2.9	(0.5)	(0.2)
Supervision/Inspection Fee	8.7	8.7	8.7	-	-
Insp. Fee/Gasoline, Ag. Petr. Fund	4.4	4.3	4.4	(0.1)	-
Tobacco Settlement/4 cent Tob Tax dec	117.3	113.6	110.8	(3.7)	(6.6)
Tob Tax Health Care Fd / Reg Enf Fd	29.2	26.0	27.4	(3.2)	(1.8)
Tob Tax Medicaid Match Fund	0.0	0.0	0.0	-	-
Tobacco Settlement Enforcement Fd	0.4	0.4	0.4	-	-
Rapid Response Fund/Econ Dev	10.0	10.0	10.0	-	-
Rapid Response Fund/Workforce	10.0	10.0	10.0	-	-
Unclaimed Property / I-49	15.0	15.0	15.0	-	-
Capitol Tech	10.0	10.0	10.0	-	-
DHH Provider Fees	166.5	168.1	166.6	1.6	0.1
<b>Total Dedications</b>	<b>2,532.2</b>	<b>2,420.9</b>	<b>2,367.2</b>	<b>(111.4)</b>	<b>(165.1)</b>

*Some columns and lines do not add precisely due to rounding.*



**REVENUE ESTIMATING CONFERENCE**  
**FISCAL YEAR 22-23 FORECAST**  
(In Million \$)

REVENUE SOURCE / DEDICATIONS	DOA FY22 5/11/20	DOA FY23 5/11/20	DOA FY24 5/11/20
Alcoholic Beverage	38.0	38.0	38.0
Beer	38.5	38.5	38.5
Total Corp Fran. & Inc.	336.1	470.7	495.3
Gasoline & Special Fuels	629.5	634.7	640.5
Hazardous Waste	2.5	2.5	2.5
Individual Income	3,647.8	3,784.2	3,914.0
Natural Gas Franchise	0.7	0.7	0.7
Public Utilities	7.6	7.6	7.6
Auto Rental Excise	7.0	7.0	7.0
Sales Tax - General	3,231.2	3,337.6	3,530.6
Severance	334.9	363.7	386.5
Supervision/Inspection Fee	8.7	8.7	8.7
Tobacco	275.8	275.8	275.8
Unclaimed Property	40.0	40.0	40.0
Miscellaneous Receipts	7.4	8.0	8.6
<b>Total-Dept. of Revenue</b>	<b>8,605.8</b>	<b>9,017.8</b>	<b>9,394.3</b>
Royalties	121.8	131.6	139.4
Rentals	1.6	1.6	1.6
Bonuses	4.0	4.0	4.0
Mineral Interest	1.0	1.0	1.0
<b>Total-Natural Res.</b>	<b>128.4</b>	<b>138.2</b>	<b>146.0</b>
Interest Earnings (SGF)	20.0	20.0	20.0
Interest Earnings (TTF)	6.0	6.0	6.0
VAR,INA/Hosp Leases/LA1 Tolls	212.6	214.5	217.8
Agency SGR Over-collections	13.0	13.0	13.0
Bond Reimbs / Traditional & GOZ	16.1	16.1	16.1
Quality Ed. Support Fund	40.0	40.0	40.0
Lottery Proceeds	164.1	164.1	164.1
Land-based Casino	71.7	78.9	71.9
Tobacco Settlement	104.6	104.8	104.8
DHH Provider Fees	168.1	168.1	168.1
<b>Total Treasury</b>	<b>816.1</b>	<b>825.4</b>	<b>821.7</b>
Excise License	979.2	977.4	1,001.6
Ins. Rating Fees (SGF)	72.3	73.7	75.2
<b>Total-Insurance</b>	<b>1,051.4</b>	<b>1,051.1</b>	<b>1,076.8</b>
Misc. DPS Permits	18.1	18.1	18.1
Titles	21.4	21.9	22.3
Vehicle Licenses	124.2	124.8	125.5
Vehicle Sales Tax	497.0	508.7	519.7
Riverboat Gaming	385.0	385.0	385.0
Racetrack slots	50.0	50.0	50.0
Video Draw Poker	195.0	195.0	195.0
<b>Total-Public Safety</b>	<b>1,290.8</b>	<b>1,303.5</b>	<b>1,315.5</b>
<b>Total Taxes, Lic., Fees</b>	<b>11,892.5</b>	<b>12,336.0</b>	<b>12,754.3</b>
<i>Less: Dedications</i>	<i>(2,518.2)</i>	<i>(2,534.6)</i>	<i>(2,549.6)</i>
<i>TLF growth</i>			
<b>STATE GENERAL FUND REVENUE - DIRI</b>	<b>9,374.3</b>	<b>9,801.4</b>	<b>10,204.7</b>
Oil Price per barrel	\$31.80	\$38.31	\$42.88

**REVENUE ESTIMATING CONFERENCE**  
**FISCAL YEAR 22-23 FORECAST**  
(In Million \$)

REVENUE SOURCE / DEDICATIONS	DOA FY22 5/11/20	DOA FY23 5/11/20	DOA FY24 5/11/20
Transportation Trust Fund	503.6	507.7	512.4
Motor Vehicles Lic. - TTF	52.8	53.0	53.3
Aviation Tax - TTF	29.8	29.8	29.8
TTF/Interest and Fees	33.6	33.6	33.6
Motor Fuels - TIME Program	125.9	126.9	128.1
Motor Veh.Lic - Hwy Fund #2	13.1	13.1	13.2
State Highway Improvement Fund	58.4	58.7	58.9
OMV Drivers' License Escrow Fund	3.1	3.1	3.1
Sports Facility Assistance Fund	4.2	4.2	4.2
Severance Tax -Parishes	31.7	34.3	36.4
Severance Tax - Forest Prod. Fund	3.0	3.0	3.0
Royalties - Parishes	12.2	13.2	13.9
Royalties-DNR/AG Support Fund	2.5	1.6	1.6
Wetlands Fund	13.3	14.0	14.5
Quality Ed. Support Fund	40.0	40.0	40.0
Sales Tax Econ. Development	13.0	13.5	14.3
Tourist Promotion District	24.2	25.1	26.6
Sales Tax/Telecomm Fd for the Deaf	3.0	3.0	3.0
Excise Lic. - 2% Fire Ins.	22.9	22.8	24.0
Excise Lic. -Fire Mars. Fd.	16.4	16.4	16.4
Excise Lic. - LSU Fire Tr.	3.0	3.0	3.2
Insurance Fees	72.3	73.7	75.2
ELT MATF Medicaid Managed Care	560.6	560.6	560.6
State Police Salary Fund	15.6	15.6	15.6
Video Draw Poker	61.5	61.5	61.5
Racetrack Slots	33.8	33.8	33.8
Lottery Proceeds Fund	163.6	163.6	163.6
SELF Fund	144.3	148.0	148.0
Casino Support Fund	0.0	0.0	0.0
LA Early Childhood Fund, LBC	0.0	0.0	0.0
Comm. Water Fd (70%), NOLA (30%), LBC	0.0	0.0	0.0
Riverboat 'Gaming' Enforce.	60.5	60.5	60.5
Compulsive Gaming Fund	2.5	3.0	3.0
Budget Stabilization Fund	25.0	25.0	25.0
Revenue Stabilization Fund	0.0	0.0	0.0
Hazardous Waste Funds	2.5	2.5	2.5
Supervision/Inspection Fee	8.7	8.7	8.7
Insp. Fee/Gasoline, Ag. Petr. Fund	4.6	4.6	4.7
Tobacco Settlement/4 cent Tob Tax dedication	113.6	113.8	113.8
Tob Tax Health Care Fd / Reg Enf Fd	26.0	26.0	26.0
Tob Tax Medicaid Match Fund	0.0	0.0	0.0
Tobacco Settlement Enforcement Fd	0.4	0.4	0.4
Rapid Response Fund/Econ Dev	10.0	10.0	10.0
Rapid Response Fund/Workforce	10.0	10.0	10.0
Unclaimed Property / I-49	15.0	15.0	15.0
Capitol Tech	10.0	10.0	10.0
DHH Provider Fees	168.1	168.1	168.1
<b>Total Dedications</b>	<b>2,518.2</b>	<b>2,534.6</b>	<b>2,549.6</b>

Some columns and lines do not add precisely due to rounding.

**REVENUE ESTIMATING CONFERENCE**  
**FISCAL YEAR 22-24 FORECAST**  
(In Million \$)

REVENUE SOURCE / DEDICATIONS	LFO FY22 5/11/20	LFO FY23 5/11/20	LFO FY24 5/11/20
Alcoholic Beverage	36.8	40.5	40.9
Beer	37.5	37.3	37.1
Total Corp Fran. & Inc.	398.3	587.0	797.9
Gasoline & Special Fuels	619.1	628.4	637.8
Hazardous Waste	2.9	2.9	2.9
Individual Income	3,755.9	4,056.2	4,339.1
Natural Gas Franchise	0.7	0.7	0.7
Public Utilities	7.0	7.0	7.0
Auto Rental Excise	4.0	4.5	5.0
Sales Tax - General	3,381.7	3,489.5	3,587.0
Severance	378.1	451.9	480.6
Supervision/Inspection Fee	8.7	8.7	8.7
Tobacco	278.8	278.7	278.6
Unclaimed Property	40.2	39.7	39.2
Miscellaneous Receipts	6.8	6.8	6.8
<b>Total-Dept. of Revenue</b>	<b>8,956.6</b>	<b>9,639.8</b>	<b>10,269.4</b>
Royalties	120.8	144.5	153.7
Rentals	1.2	1.2	1.2
Bonuses	1.1	1.1	1.1
Mineral Interest	1.0	1.0	1.0
<b>Total-Natural Res.</b>	<b>124.1</b>	<b>147.8</b>	<b>157.0</b>
Interest Earnings (SGF)	30.0	30.0	30.0
Interest Earnings (TTF)	4.5	4.5	4.5
VAR,INA/Hosp Leases/LA1 Tolls	209.1	209.7	208.6
Agency SGR Over-collections	16.5	16.5	16.5
Bond Reimbs / Traditional & GOZ	16.1	16.1	16.1
Quality Ed. Support Fund	43.9	46.4	48.9
Lottery Proceeds	154.1	154.1	154.1
Land-based Casino	71.7	78.4	71.4
Tobacco Settlement	101.8	101.9	101.9
DHH Provider Fees	169.6	172.5	175.4
<b>Total Treasury</b>	<b>817.3</b>	<b>830.1</b>	<b>827.5</b>
Excise License	1,063.1	1,088.1	1,113.0
Ins. Rating Fees (SGF)	76.3	76.7	77.0
<b>Total-Insurance</b>	<b>1,139.4</b>	<b>1,164.8</b>	<b>1,190.0</b>
Misc. DPS Permits	6.7	6.7	6.8
Titles	22.4	23.0	22.7
Vehicle Licenses	126.9	128.8	130.8
Vehicle Sales Tax	473.4	485.9	481.1
Riverboat Gaming	369.3	416.8	423.3
Racetrack slots	50.0	56.1	56.8
Video Draw Poker	176.6	194.6	193.0
<b>Total-Public Safety</b>	<b>1,225.1</b>	<b>1,311.9</b>	<b>1,314.5</b>
<b>Total Taxes, Lic., Fees</b>	<b>12,262.6</b>	<b>13,094.4</b>	<b>13,758.3</b>
<i>Less: Dedications</i>	<i>(2,449.7)</i>	<i>(2,549.0)</i>	<i>(2,785.1)</i>
<i>TLF growth</i>			
<b>STATE GENERAL FUND REVENUE - DIRI</b>	<b>9,812.9</b>	<b>10,545.4</b>	<b>10,973.2</b>
Oil Price per barrel	\$45.92	\$51.68	\$54.30

**REVENUE ESTIMATING CONFERENCE**  
**FISCAL YEAR 22-24 FORECAST**  
(In Million \$)

REVENUE SOURCE / DEDICATIONS	LFO FY22 5/11/20	LFO FY23 5/11/20	LFO FY24 5/11/20
Transportation Trust Fund	495.3	502.7	510.3
Motor Vehicles Lic. - TTF	53.7	54.5	55.3
Aviation Tax - TTF	29.8	29.8	29.8
TTF/Interest and Fees	34.8	34.8	34.8
Motor Fuels - TIME Program	123.8	125.7	127.6
Motor Veh.Lic - Hwy Fund #2	13.3	13.5	13.7
State Highway Improvement Fund	59.5	60.4	61.3
OMV Drivers' License Escrow Fund	1.4	1.4	1.4
Sports Facility Assistance Fund	4.2	4.6	4.9
Severance Tax -Parishes	36.8	44.0	46.8
Severance Tax - Forest Prod. Fund	2.5	2.5	2.5
Royalties - Parishes	12.1	14.5	15.4
Royalties-DNR/AG Support Fund	1.6	1.6	1.6
Wetlands Fund	14.0	15.8	16.5
Quality Ed. Support Fund	43.9	46.4	48.9
Sales Tax Econ. Development	13.7	14.1	14.4
Tourist Promotion District	25.0	25.8	26.4
Sales Tax/Telecomm Fd for the Deaf	3.4	3.4	3.4
Excise Lic. - 2% Fire Ins.	25.8	25.1	25.7
Excise Lic. -Fire Mars. Fd.	19.2	18.7	19.1
Excise Lic. - LSU Fire Tr.	3.8	3.7	3.8
Insurance Fees	76.3	76.7	77.0
ELT MATF Medicaid Managed Care	509.7	548.6	560.5
State Police Salary Fund	15.6	15.6	15.6
Video Draw Poker	53.5	59.0	58.5
Racetrack Slots	30.4	34.1	34.5
Lottery Proceeds Fund	153.6	153.6	153.6
SELF Fund	138.9	153.7	155.1
Casino Support Fund	0.0	0.0	0.0
LA Early Childhood Fund, LBC	0.0	0.0	0.0
Comm. Water Fd (70%), NOLA (30%), LBC	0.0	0.0	0.0
Riverboat 'Gaming' Enforce.	57.4	64.8	65.8
Compulsive Gaming Fund	2.5	3.0	3.0
Budget Stabilization Fund	25.0	25.0	25.0
Revenue Stabilization Fund	0.0	0.0	197.9
Hazardous Waste Funds	2.9	2.9	2.9
Supervision/Inspection Fee	8.7	8.7	8.7
Insp. Fee/Gasoline, Ag. Petr. Fund	4.4	4.4	4.4
Tobacco Settlement/4 cent Tob Tax dedication	110.8	110.8	110.8
Tob Tax Health Care Fd / Reg Enf Fd	27.4	27.4	27.4
Tob Tax Medicaid Match Fund	0.0	0.0	0.0
Tobacco Settlement Enforcement Fd	0.4	0.4	0.4
Rapid Response Fund/Econ Dev	10.0	10.0	10.0
Rapid Response Fund/Workforce	10.0	10.0	10.0
Unclaimed Property / I-49	15.0	15.0	15.0
Capitol Tech	10.0	10.0	10.0
DHH Provider Fees	169.6	172.5	175.4
<b>Total Dedications</b>	<b>2,449.7</b>	<b>2,549.0</b>	<b>2,785.1</b>

Some columns and lines do not add precisely due to rounding.

REVENUE ESTIMATING CONFERENCE							
FISCAL YEAR 2019-2020 FORECAST - STATUTORY DEDICATIONS							
(In Million \$)							
SD #	STATUTORY DEDICATION	Beginning Balance as of 7/1/2019	Official Forecast FY20 4/10/2019	Proposed DOA FY20 5/11/2020	DOA over/under Official Forecast	As Per DOA LFO FY20 5/11/2020	LFO over/under Official Forecast
A01	Fuller-Edwards Arboretum Trust	0.17	-	-	-	-	-
A02	Structural Pest Control Commission Fund	0.61	1.46	1.46	-	1.46	-
A09	Pesticide Fund	-	5.72	5.77	0.05	5.77	0.05
A11	Forest Protection Fund	(0.00)	0.81	0.82	0.01	0.82	0.01
A12	Boll Weevil Eradication Fund	-	0.05	-	(0.05)	-	(0.05)
A13	Agricultural Commodity Commission Self-Insurance Fund	1.00	0.05	0.07	0.02	0.07	0.02
A17	Livestock Brand Commission Fund	0.03	0.04	0.04	-	0.04	-
A18	Agricultural Commodity Dealers & Warehouse Fund	-	2.28	2.28	-	2.28	-
A21	Seed Commission Fund	0.00	0.81	0.94	0.14	0.94	0.14
A22	Sweet Potato Pests & Diseases Fund	0.03	0.20	0.20	-	0.20	-
A23	Weights and Measures Fund	0.53	2.48	2.48	-	2.48	-
A27	Grain and Cotton Indemnity Fund	5.60	0.55	0.62	0.07	0.62	0.07
A28	La. Buy Local Purchase Incentive Program Fund	-	-	-	-	-	-
A29	Feed and Fertilizer Fund	1.30	3.16	3.27	0.11	3.27	0.11
A30	Horticulture and Quarantine Fund	0.74	2.55	2.55	-	2.55	-
C01	Dept. Agriculture---Sweet Potato	0.23	-	-	-	-	-
C02	Dept. Agriculture---Strawberry Adv.	0.03	-	-	-	-	-
C03	Dept. Agriculture---Egg Commission	0.02	-	-	-	-	-
C05	Chiropractic Examiners Board	-	-	-	-	-	-
C06	Contractor Licensing Board	-	-	-	-	-	-
C08	Louisiana State Board of Private Security Examiners Fund	0.00	-	-	-	-	-
C09	LA State Board Of Private Investigator Examiners	-	-	-	-	-	-
C11	Louisiana Rice Research Board Fund	0.01	-	-	-	-	-
CR1	Crime Victims Reparations Fund	3.92	5.68	5.48	(0.20)	5.48	(0.20)
CR2	Youthful Offender Management Fund	0.02	0.17	0.17	-	0.17	-
CR5	DNA Testing Post-Conviction Relief for Indigents Fund	0.04	0.05	0.05	-	0.05	-
CR6	Adult Probation & Parole Officer Retirement Fund	0.91	5.00	1.00	(4.00)	1.00	(4.00)
CT4	Louisiana State Parks Improvement and Repair Fund	16.11	10.20	11.23	1.03	11.23	1.03
CT5	Archaeological Curation Fund	0.31	0.08	0.08	-	0.08	-
CT9	Poverty Point Reservoir Development Fund	0.02	0.50	0.50	-	0.50	-
CTA	Audubon Golf Trail Development Fund	-	-	-	-	-	-
DS4	Lake Charles Harbor-Terminal District Fund	-	-	-	-	-	-
E04	Proprietary School Students Protection Fund	1.21	0.20	0.20	-	0.20	-
E11	Higher Education Louisiana Partnership Fund	-	-	-	-	-	-
E16	Louisiana Education Tuition and Savings Fund	725.89	-	-	-	-	-
E17	Savings Enhancement Fund	20.93	-	-	-	-	-
E18	Higher Education Initiatives Fund	3.35	-	-	-	-	-
E23	Louisiana Charter School Startup Loan Fund	0.49	0.22	0.22	-	0.22	-
E31	Academic Improvement Fund	-	-	-	-	-	-
E36	Variable Earnings Transaction Fund	0.66	-	-	-	-	-
E41	Medical and Allied Health Professional Education Scholarship and Loan Fund	0.00	0.20	0.20	-	0.20	-
E42	Medifund	-	-	-	-	-	-
E43	Competitive Core Growth Fund	-	-	-	-	-	-
E44	Science, Technology, Engineering, Math Upgrade Fund	-	-	-	-	-	-
E45	Workforce and Innovation for a Stronger Economy Fund	0.00	-	-	-	-	-
E47	Higher Education Financing Fund	-	-	-	-	-	-
E48	Louisiana Education Workforce Training	-	-	-	-	-	-
E49	Science, Technology, Engineering, and Math (STEM) Education Fund	0.00	-	-	-	-	-
E50	ABLE Account	0.68	-	-	-	-	-
E51	Louisiana Early Childhood Education Fund	-	-	-	-	-	-
ED5	Louisiana Mega-project Development Fund	7.03	0.15	0.15	-	0.15	-
ED6	Louisiana Economic Development Fund	8.90	11.01	0.23	(10.78)	0.23	(10.78)
EDC	UNO Slidell Technology Park Fund	-	-	-	-	-	-
EDD	Major Events Incentive Program Subfund	5.54	-	-	-	-	-
EDE	Entertainment Promotion and Marketing Fund	-	-	-	-	-	-
EDH	Louisiana Entertainment Development Fund	0.78	3.60	2.02	(1.58)	2.02	(1.58)
EDR	Rapid Response Fund	-	11.00	1.47	(9.53)	1.47	(9.53)
FS1	Free School Fund Interest	17.92	-	-	-	-	-
FS2	Free School Fund Investments	11.97	-	-	-	-	-
FS3	Free School Fund Vacant Estates	1.53	-	-	-	-	-
G07	Avoyelles Parish Local Government Gaming Mitigation Fund	0.00	0.14	0.14	-	0.14	-
H09	Nursing Home Residents' Trust Fund	12.14	1.00	1.00	-	1.00	-
H12	Health Care Facility Fund	0.09	0.35	0.32	(0.03)	0.32	(0.03)
H14	Medical Assistance Programs Fraud Detection Fund	4.26	3.21	2.73	(0.48)	2.73	(0.48)
H18	Vital Records Conversion Fund	1.79	0.41	0.41	-	0.41	-
H19	Medicaid Trust Fund for the Elderly	1.78	24.00	24.00	0.00	24.00	0.00
H20	Health Trust Fund	5.33	5.33	5.33	(0.00)	5.33	(0.00)
H22	Drinking Water Revolving Loan Fund	111.91	34.00	34.00	-	34.00	-
H26	Community & Family Support System Fund	0.02	-	-	-	-	-
H28	Health Care Redesign Fund	0.00	-	-	-	-	-
H29	Dept. Of Health & Hospitals' Facility Support Fund	-	-	-	-	-	-
H31	Center of Excellence for Autism Spectrum Disorder Fund	-	-	-	-	-	-
H33	Community Hospital Stabilization Fund	0.00	-	-	-	-	-
H34	LA Emergency Response Network Fund	-	-	-	-	-	-
H35	FMAP Stabilization Fund	-	-	-	-	-	-
H36	Bogalusa Health Services Fund	-	-	-	-	-	-
H37	Hospital Stabilization Fund	-	-	93.66	93.66	93.66	93.66
H38	Sickle Cell Fund	-	-	-	-	-	-
H40	Home Health Agency Trust Fund	-	-	-	-	-	-

REVENUE ESTIMATING CONFERENCE							
FISCAL YEAR 2019-2020 FORECAST - STATUTORY DEDICATIONS							
(In Million \$)							
SD #	STATUTORY DEDICATION	Beginning Balance as of 7/1/2019	Official Forecast FY20 4/10/2019	Proposed DOA FY20 5/11/2020	DOA over/under Official Forecast	As Per DOA LFO FY20 5/11/2020	LFO over/under Official Forecast
HW3	Right-of-Way Permit Processing Fund	0.23	0.43	0.43	-	0.43	-
HWA	LTRC Transportation Training & Education Center Fund	0.66	0.59	0.59	-	0.59	-
HWE	Crescent City Transition Fund	5.93	0.05	0.15	0.10	0.15	0.10
I01	Patients' Compensation Fund	-	-	-	-	-	-
I08	Administrative Fund of the Department of Insurance	0.15	1.05	1.07	0.02	1.07	0.02
I09	Insurance Fraud Investigation Fund	0.71	6.27	6.08	(0.19)	6.08	(0.19)
I12	Automobile Theft and Insurance Fraud Prevention Authority Fund	0.08	0.19	0.19	0.00	0.19	0.00
IEBSD	IEB Statutory Dedication	-	-	-	-	-	-
JS5	Department of Justice Legal Support Fund	9.15	1.60	1.60	-	1.60	-
JS6	Tobacco Control Special Fund	0.01	0.02	0.02	-	0.02	-
JS7	Department of Justice Debt Collection Fund	8.63	3.17	4.83	1.66	4.83	1.66
JU1	Trial Court Case Management Information Fund	0.38	4.00	4.00	-	4.00	-
JU2	Judges' Supplemental Compensation Fund	0.00	6.50	6.50	-	6.50	-
JU5	Innocence Compensation Fund	0.01	0.75	0.87	0.11	0.87	0.11
LB1	Workers' Compensation Second Injury Fund	27.41	50.00	50.00	-	50.00	-
LB4	Office of Workers' Compensation Administrative Fund	5.18	16.50	16.50	-	16.50	-
LB5	Incumbent Worker Training Account	21.97	20.00	20.00	-	20.00	-
LB6	Employment Security Administration Account	1.46	4.00	4.00	-	4.00	-
LB7	Penalty and Interest Account	6.83	4.70	4.70	-	4.70	-
N02	Coastal Resources Trust Fund	3.51	0.84	0.84	-	0.84	-
N03	Federal Energy Settlement Fund	(4.90)	-	-	-	-	-
N04	Fisherman's Gear Compensation Fund	0.47	1.50	1.60	0.10	1.60	0.10
N05	Oilfield Site Restoration Fund	20.57	9.88	10.50	0.62	10.50	0.62
N07	Mineral and Energy Operation Fund	-	4.85	2.35	(2.50)	2.35	(2.50)
N08	Underwater Obstruction Removal Fund	0.16	0.35	0.26	(0.09)	0.26	(0.09)
N09	Oil and Gas Regulatory Fund	2.81	15.68	16.00	0.33	16.00	0.33
N10	Natural Resource Restoration Trust Fund	169.10	170.92	286.12	115.20	286.12	115.20
N11	Barrier Islands Stabilization and Preservation Fund	-	-	-	-	-	-
N12	Coastal Passes Stabilization and Restoration Fund	-	-	-	-	-	-
N13	Atchafalaya Basin Conservation Fund	-	-	-	-	-	-
N14	Carbon Dioxide Geologic Storage Trust Fund	-	-	-	-	-	-
P04	Motorcycle Safety, Awareness, and Operator Training Program Fund	-	-	0.31	0.31	0.31	0.31
P05	Public Safety DWI Testing, Maintenance, and Training Fund	0.05	0.38	0.50	0.13	0.50	0.13
P07	Louisiana Towing and Storage Fund	-	0.33	0.30	(0.03)	0.30	(0.03)
P09	Disability Affairs Trust Fund	0.08	0.26	0.25	(0.01)	0.25	(0.01)
P11	Concealed Handgun Permit Fund	-	2.90	1.85	(1.05)	1.85	(1.05)
P12	Right to Know Fund	0.06	0.02	0.04	0.02	0.04	0.02
P13	Underground Damages Prevention Fund	-	0.03	0.02	(0.01)	0.02	(0.01)
P14	Emergency Medical Technician Fund	0.07	0.01	0.01	-	0.01	-
P16	Liquefied Petroleum Gas Commission Rainy Day Fund	0.25	1.40	1.50	0.10	1.50	0.10
P19	Hazardous Materials Emergency Response Fund	0.24	0.20	0.25	0.05	0.25	0.05
P20	Pet Overpopulation Fund	-	-	-	-	-	-
P21	Explosives Trust Fund	0.10	0.26	0.22	(0.05)	0.22	(0.05)
P24	Office of Motor Vehicles Customer Service and Technology Fund	0.67	6.00	6.50	0.50	6.50	0.50
P25	Sex Offender Registry Technology Fund	0.06	1.00	1.00	-	1.00	-
P28	Criminal Identification and Information Fund	1.45	8.50	8.70	0.20	8.70	0.20
P31	Department of Public Safety Peace Officers Fund	-	0.34	0.25	(0.09)	0.25	(0.09)
P32	Louisiana Life Safety and Property Protection Trust Fund	0.27	0.73	0.73	-	0.73	-
P34	Unified Carrier Registration Agreement Fund	6.87	2.00	4.00	2.00	4.00	2.00
P35	Louisiana Highway Safety Fund	0.01	0.00	0.00	-	0.00	-
P36	Industrialized Building Program Fund	0.08	0.30	0.33	0.03	0.33	0.03
P37	Louisiana Bicycle and Pedestrian Safety Fund	0.02	0.01	0.01	-	0.01	-
P38	Camp Minden Fire Protection Fund	-	0.05	0.05	-	0.05	-
P39	Insurance Verification System Fund	7.38	32.50	34.00	1.50	34.00	1.50
P40	New Orleans Public Safety Fund	0.01	0.01	0.01	-	0.01	-
P42	Handling Fee Escrow Fund	12.35	-	3.20	3.20	3.20	3.20
P43	Volunteer Firefighters' Tuition Reimbursement Fund	-	-	0.25	0.25	0.25	0.25
Q01	Hazardous Waste Site Cleanup Fund	-	5.98	2.88	(3.10)	2.88	(3.10)
Q02	Environmental Trust Fund	12.63	70.14	78.71	8.56	78.71	8.56
Q03	Clean Water State Revolving Fund	214.25	76.36	52.86	(23.50)	52.86	(23.50)
Q05	Motor Fuels Underground Tank	119.24	25.00	25.71	0.70	25.71	0.70
Q06	Waste Tire Management Fund	1.09	13.00	13.33	0.33	13.33	0.33
Q07	Lead Hazard Reduction Fund	0.15	0.16	0.14	(0.02)	0.14	(0.02)
Q08	Oyster Sanitation Fund	0.21	-	0.35	0.35	0.35	0.35
Q12	Brownfields Cleanup Revolving Loan Fund	-	-	-	-	-	-
RK1	Rockefeller Wildlife Refuge and Game Preserve Fund	17.45	5.52	3.39	(2.13)	3.39	(2.13)
RK2	Rockefeller Wildlife Refuge Trust and Protection Fund	63.55	2.00	2.59	0.59	2.59	0.59
RS1	Marsh Island Operating Fund	0.01	0.40	0.73	0.33	0.73	0.33
RS2	Russell Sage/Marsh Island Refuge Fund	17.47	0.49	0.89	0.40	0.89	0.40
RS3	Russell Sage/Marsh Island Capital Improvement Fund	1.20	0.02	0.03	0.01	0.03	0.01
RS4	Russell Sage Special Fund #2	6.38	0.04	0.04	-	0.04	-
RV4	Tax Commission Expense Fund	0.73	2.45	2.44	(0.01)	2.44	(0.01)
RV9	Telephone Company Property Assessment Relief Fund	3.68	-	-	-	-	-
RVD	Dept. Of Revenue Alcohol and Tobacco Control Officers Fund	-	-	-	-	-	-
RVE	UAL Account	-	-	-	-	-	-
RVF	Specialized Educational Institutions Account	-	-	-	-	-	-
S01	Children's Trust Fund	1.80	0.77	0.77	-	0.77	-

REVENUE ESTIMATING CONFERENCE							
FISCAL YEAR 2019-2020 FORECAST - STATUTORY DEDICATIONS							
(In Million \$)							
SD #	STATUTORY DEDICATION	Beginning Balance as of 7/1/2019	Official Forecast FY20 4/10/2019	Proposed DOA FY20 5/11/2020	DOA over/under Official Forecast	As Per DOA LFO FY20 5/11/2020	LFO over/under Official Forecast
S02	Fraud Detection Fund	3.21	0.72	0.37	(0.35)	0.37	(0.35)
S04	Traumatic Head & Spinal Cord Injury Trust Fund	1.00	1.65	1.65	-	1.65	-
S05	Blind Vendors Trust Fund	0.79	0.41	0.41	-	0.41	-
S07	Louisiana Military Family Assistance Fund	0.43	0.10	0.12	0.02	0.12	0.02
S08	Indigent Parent Representation Program Fund	0.12	1.94	1.84	(0.10)	1.84	(0.10)
S10	Status of Grandparents Raising Grandchildren Fund	-	-	-	-	-	-
S11	SNAP Fraud and Abuse Detection and Prevention Fund	0.01	0.01	0.01	-	0.01	-
S12	Child Care Licensing Trust Fund	0.00	-	-	-	-	-
S13	Juvenile Detention Licensing Trust Fund	-	-	-	-	-	-
S14	Exploited Children's Special Fund	-	-	-	-	-	-
S15	Early Learning Center Licensing Trust Fund	-	-	-	-	-	-
SS1	Help Louisiana Vote Fund	6.01	-	-	-	-	-
SS2	Voting Technology Fund	5.22	-	-	-	-	-
SSA	Help Louisiana Vote Fund, Election Admin	-	-	-	-	-	-
SSC	Help Louisiana Vote Fund, HAVA Requirements Acct	-	-	-	-	-	-
SSD	Help Louisiana Vote Fund, Voting Access Account	-	-	-	-	-	-
ST1	Incentive Fund	-	-	-	-	-	-
ST3	Evangeline Parish Rec. District Support Fund	-	-	-	-	-	-
ST5	Debt Service Assistance Fund	-	-	-	-	-	-
ST9	Major Events Fund	-	-	-	-	-	-
STA	Geaux Pass Transition Fund	0.00	-	-	-	-	-
STB	2013 Amnesty Collections Fund	0.01	-	-	-	-	-
STC	Unfunded Accrued Liability Fund	0.01	-	-	-	-	-
STD	Debt Recovery Fund	-	-	-	-	-	-
STE	Crescent City Amnesty Refund Fund	0.13	-	-	-	-	-
STF	Fiscal Administrator Revolving Loan Fund	0.45	0.50	0.50	-	0.50	-
STI	Oil and Gas Royalties Dispute Payments Fund	-	-	0.45	0.45	0.45	0.45
T01	Acadia Parish Visitor Enterprise Fund	0.03	0.10	0.10	-	0.10	-
T02	Allen Parish Capital Improvements Fund	0.01	0.22	0.22	-	0.22	-
T03	Ascension Parish Visitor Enterprise Fund	0.29	1.25	1.25	-	1.25	-
T05	Avoyelles Parish Visitor Enterprise Fund	0.00	0.12	0.12	-	0.12	-
T06	Beauregard Parish Community Improvement Fund	0.23	0.11	0.11	-	0.11	-
T07	Bienville Parish Tourism & Economic Development Fund	-	0.03	0.03	-	0.03	-
T08	Bossier City Riverfront and Civic Center Fund	3.80	1.88	1.88	-	1.88	-
T09	Shreveport Riverfront and Convention Center and Independence Stadium Fund	1.62	1.99	1.99	-	1.99	-
T10	West Calcasieu Community Center Fund	0.44	1.29	1.29	-	1.29	-
T11	Caldwell Parish Economic Development Fund	0.00	0.00	0.00	-	0.00	-
T12	Cameron Parish Tourism Development Fund	0.07	0.02	0.02	-	0.02	-
T14	Town of Homer Economic Development Fund	0.03	0.02	0.02	-	0.02	-
T15	Concordia Parish Economic Development Fund	-	0.09	0.09	-	0.09	-
T16	Desoto Parish Visitor Enterprise Fund	0.71	0.15	0.15	-	0.15	-
T17	EBR Parish Riverside Centroplex Fund	0.23	1.25	1.25	-	1.25	-
T18	East Carroll Parish Visitor Enterprise Fund	-	0.01	0.01	-	0.01	-
T19	East Feliciana Tourist Commission Fund	0.02	0.00	0.00	-	0.00	-
T20	Evangeline Visitor Enterprise Fund	0.20	0.04	0.04	-	0.04	-
T21	Franklin Parish Visitor Enterprise Fund	0.09	0.03	0.03	-	0.03	-
T23	Iberia Parish Tourist Commission Fund	-	0.42	0.42	-	0.42	-
T24	Iberville Parish Visitor Enterprise Fund	0.15	0.12	0.12	-	0.12	-
T25	Jackson Parish Economic Development and Tourism Fund	0.29	0.03	0.03	-	0.03	-
T26	Jefferson Parish Convention Center Fund	0.51	3.10	3.10	-	3.10	-
T27	Jefferson Davis Parish Visitor Enterprise Fund	0.09	0.16	0.16	-	0.16	-
T28	Lafayette Parish Visitor Enterprise Fund	-	3.14	3.14	-	3.14	-
T29	Lafourche Parish Enterprise Fund	0.31	0.35	0.35	-	0.35	-
T30	Lasalle Economic Development District Fund	-	0.02	0.02	-	0.02	-
T31	Lincoln Parish Visitor Enterprise Fund	-	0.26	0.26	-	0.26	-
T32	Livingston Parish Tourism and Economic Development Fund	0.01	0.33	0.33	-	0.33	-
T34	Morehouse Parish Visitor Enterprise Fund	-	0.04	0.04	-	0.04	-
T36	New Orleans Metropolitan Convention and Visitors Bureau Fund	-	11.20	11.20	-	11.20	-
T37	Ouachita Parish Visitor Enterprise Fund	1.11	1.55	1.55	-	1.55	-
T38	Plaquemines Parish Visitor Enterprise Fund	0.48	0.23	0.23	-	0.23	-
T39	Pointe Coupee Parish Visitor Enterprise Fund	0.26	0.04	0.04	-	0.04	-
T40	Alexandria/Pineville Exhibition Hall Fund	0.86	0.25	0.25	-	0.25	-
T41	Red River Visitor Enterprise Fund	0.05	0.03	0.03	-	0.03	-
T42	Richland Visitor Enterprise Fund	0.74	0.12	0.12	-	0.12	-
T43	Sabine Parish Tourism Improvement Fund	0.03	0.17	0.17	-	0.17	-
T44	St. Bernard Parish Enterprise Fund	0.24	0.12	0.12	-	0.12	-
T45	St. Charles Parish Enterprise Fund	1.53	0.23	0.23	-	0.23	-
T47	St. James Parish Enterprise Fund	0.11	0.03	0.03	-	0.03	-
T48	St. John the Baptist Convention Facility Fund	1.54	0.33	0.33	-	0.33	-
T49	St. Landry Parish Historical Development Fund #1	0.20	0.37	0.37	-	0.37	-
T50	St. Martin Parish Enterprise Fund	0.10	0.17	0.17	-	0.17	-
T51	St. Mary Parish Visitor Enterprise Fund	0.15	0.60	0.60	-	0.60	-
T52	St. Tammany Parish Fund	1.30	1.86	1.86	-	1.86	-
T53	Tangipahoa Parish Tourist Commission Fund	0.34	0.52	0.52	-	0.52	-
T54	Tensas Parish Visitor Enterprise Fund	0.00	0.00	0.00	-	0.00	-
T55	Houma/Terrebonne Tourist Fund	-	0.57	0.57	-	0.57	-
T56	Union Parish Visitor Enterprise Fund	0.06	0.03	0.03	-	0.03	-
T57	Vermilion Parish Visitor Enterprise Fund	-	0.12	0.12	-	0.12	-
T60	Webster Parish Convention and Visitors Commission Fund	-	0.17	0.17	-	0.17	-

REVENUE ESTIMATING CONFERENCE							
FISCAL YEAR 2019-2020 FORECAST - STATUTORY DEDICATIONS							
(In Million \$)							
SD #	STATUTORY DEDICATION	Beginning Balance as of 7/1/2019	Official Forecast FY20 4/10/2019	Proposed DOA FY20 5/11/2020	DOA over/under Official Forecast	As Per DOA LFO FY20 5/11/2020	LFO over/under Official Forecast
T61	West Baton Rouge Parish Visitor Enterprise Fund	0.11	0.52	0.52	-	0.52	-
T62	West Carroll Parish Visitor Enterprise Fund	0.04	0.02	0.02	-	0.02	-
T64	Winn Parish Tourism Fund	0.14	0.06	0.06	-	0.06	-
TA0	Calcasieu Parish Higher Education Improvement Fund	1.29	1.44	1.44	-	1.44	-
TA1	Shreveport-Bossier City Visitor Enterprise Fund	0.15	0.56	0.56	-	0.56	-
TA2	Vernon Parish Legislative Community Improvement Fund	-	0.43	0.43	-	0.43	-
TA3	Alexandria/Pineville Area Tourism Fund	0.09	0.22	0.22	-	0.22	-
TA4	Rapides Parish Economic Development Fund	1.32	0.37	0.37	-	0.37	-
TA5	Natchitoches Parish Visitor Enterprise Fund	0.13	0.11	0.11	-	0.11	-
TA6	Lincoln Parish Municipalities Fund	-	0.26	0.26	-	0.26	-
TA7	East Baton Rouge Community Improvement Fund	-	2.58	2.58	-	2.58	-
TA8	East Baton Rouge Parish Enhancement Fund	0.39	1.29	1.29	-	1.29	-
TA9	Washington Parish Tourist Commission Fund	0.01	0.04	0.04	-	0.04	-
TB0	Grand Isle Tourist Commission Account	0.30	0.03	0.03	-	0.03	-
TB1	Gretna Tourist Commission Enterprise Account	0.06	0.12	0.12	-	0.12	-
TB2	Lake Charles Civic Center Fund	2.50	1.16	1.16	-	1.16	-
TB3	New Orleans Area Economic Development Fund	0.56	0.00	0.00	-	0.00	-
TB4	River Parishes Convention Tourism and Visitor Commission Fund	0.08	0.20	0.20	-	0.20	-
TB5	St. Francisville Economic Development Fund	0.30	0.18	0.18	-	0.18	-
TB6	Tangipahoa Parish Economic Development Fund	0.09	0.18	0.18	-	0.18	-
TB7	Washington Parish Infrastructure and Park Fund	-	0.05	0.05	-	0.05	-
TB8	Pineville Economic Development Fund	0.81	0.22	0.22	-	0.22	-
TB9	Washington Parish Economic Development and Tourism Fund	0.00	0.01	0.01	-	0.01	-
TC0	Terrebonne Parish Visitor Enterprise Fund	-	0.56	0.56	-	0.56	-
TC1	Bastrop Municipal Center Fund	0.08	0.04	0.04	-	0.04	-
TC2	Rapides Parish Coliseum Fund	0.03	0.07	0.07	-	0.07	-
TC3	Madison Parish Visitor Enterprise Fund	0.02	0.04	0.04	-	0.04	-
TC4	Natchitoches Historical District Development Fund	0.55	0.32	0.32	-	0.32	-
TC5	Baker Economic Development Fund	0.01	0.04	0.04	-	0.04	-
TC6	Claiborne Parish Tourism and Economic Development Fund	0.00	0.00	0.00	-	0.00	-
TC7	Ernest N. Morial Convention Center Phase IV Expansion Project Fund	-	2.00	2.00	-	2.00	-
TC8	New Orleans Sports Franchise Fund	-	10.00	10.00	-	10.00	-
TC9	Lafourche Parish Assoc. for Retarded Citizens (ARC) Training and Dev Fund	0.07	0.34	0.34	-	0.34	-
TD0	Vernon Parish Legislative Improvement Fund No. 2	0.09	-	-	-	-	-
TD1	Grant Parish Economic Development Fund	0.01	0.00	0.00	-	0.00	-
TD2	New Orleans Quality of Life Fund	5.09	6.21	6.21	0.00	6.21	0.00
54N	TTF-Federal	-	-	-	-	-	-
V01	Oil Spill Contingency Fund	12.41	3.74	3.88	0.14	3.88	0.14
V02	Drug Abuse Education and Treatment Fund	0.36	0.24	0.37	0.13	0.37	0.13
V13	Battered Women Shelter Fund	0.01	0.09	0.09	-	0.09	-
V19	Future Medical Care Fund	2.64	2.00	2.00	-	2.00	-
V20	Louisiana Manufactured Housing Commission Fund	0.08	0.32	0.28	(0.05)	0.28	(0.05)
V21	LA Animal Welfare Fund	-	-	-	-	-	-
V25	Overcollections Fund	-	-	3.40	3.40	3.40	3.40
V26	Energy Performance Contract Fund	0.01	0.03	0.03	-	0.03	-
V29	State Emergency Response Fund	0.25	1.10	1.10	-	1.10	-
V31	Louisiana Public Defender Fund	1.50	40.00	40.00	-	40.00	-
V32	Community Water Enrichment Fund	0.00	-	-	-	-	-
V33	Louisiana Stadium and Exposition District License Plate Fund	0.00	0.60	0.60	-	0.60	-
V34	Post Employment Benefits Trust Fund	-	-	-	-	-	-
V36	Louisiana Safe Return Representation Program	-	-	-	-	-	-
W01	Conservation Fund	82.81	70.00	60.16	(9.84)	60.16	(9.84)
W02	Seafood Promotion and Marketing Fund	0.21	0.32	0.29	(0.03)	0.29	(0.03)
W03	Louisiana Fur Public Education and Marketing Fund	0.40	0.06	0.06	(0.00)	0.06	(0.00)
W04	Artificial Reef Development Fund	22.84	6.36	7.41	1.05	7.41	1.05
W05	Wildlife Habitat & Natural Heritage Trust	6.27	0.96	0.84	(0.13)	0.84	(0.13)
W07	Scenic Rivers Fund	0.03	0.03	0.01	(0.02)	0.01	(0.02)
W08	LA Duck License Stamp and Print Fund	3.31	0.90	0.40	(0.50)	0.40	(0.50)
W09	Louisiana Alligator Resource Fund	4.59	2.60	2.66	0.06	2.66	0.06
W10	Lifetime License Endowment Fund	22.69	0.63	0.67	0.04	0.67	0.04
W11	Natural Heritage Account	0.18	0.03	0.02	(0.01)	0.02	(0.01)
W12	Reptile & Amphibian Research Fund	0.01	0.05	0.00	(0.05)	0.00	(0.05)
W15	Louisiana Help Our Wildlife Fund	0.03	0.01	0.01	(0.00)	0.01	(0.00)
W16	Louisiana Wild Turkey Stamp Fund	0.79	0.06	0.06	0.00	0.06	0.00
W18	Oyster Development Fund	0.45	0.19	0.14	(0.05)	0.14	(0.05)
W20	Conservation -- Waterfowl Account	0.24	0.02	0.03	0.01	0.03	0.01
W21	Saltwater Fishery Enforcement Fund	0.00	0.01	-	(0.01)	-	(0.01)
W22	Shrimp Marketing & Promotion Account	0.66	0.08	0.07	(0.01)	0.07	(0.01)
W23	Conservation of the Black Bear Account	0.42	0.41	0.43	0.02	0.43	0.02
W24	Conservation--Quail Account	0.06	0.04	0.00	(0.04)	0.00	(0.04)
W26	Conservation--White Tail Deer Account	0.09	0.01	0.01	0.00	0.01	0.00
W27	Aquatic Plant Control Fund	0.37	1.32	1.30	(0.02)	1.30	(0.02)
W28	Public Oyster Seed Ground Development Account	3.38	2.50	2.10	(0.40)	2.10	(0.40)
W29	Enforcement Emergency Situation Response Account	0.10	0.09	0.00	(0.09)	0.00	(0.09)
W30	Fish & Wildlife Violations Reward Fund	0.00	0.01	0.01	-	0.01	-
W31	Shrimp Trade Petition Account	-	0.01	-	(0.01)	-	(0.01)
W32	White Lake Property Fund	2.96	1.60	1.41	(0.19)	1.41	(0.19)



REVENUE ESTIMATING CONFERENCE							
FISCAL YEAR 2019-2020 FORECAST - STATUTORY DEDICATIONS							
(In Million \$)							
SD #	STATUTORY DEDICATION	Beginning Balance as of 7/1/2019	Official Forecast FY20 4/10/2019	Proposed DOA FY20 5/11/2020	DOA over/under Official Forecast	As Per DOA LFO FY20 5/11/2020	LFO over/under Official Forecast
W33	Crab Promotion and Marketing Account	0.26	0.04	0.05	0.01	0.05	0.01
W34	Derelict Crab Trap Removal Program Account	0.15	0.06	0.06	0.00	0.06	0.00
W35	Rare and Endangered Species Account	0.04	0.01	0.01	(0.00)	0.01	(0.00)
W36	Litter Abatement and Education Account	1.31	1.22	1.30	0.08	1.30	0.08
W37	MC Davis Conservation Fund	0.00	0.26	-	(0.26)	-	(0.26)
W38	Atchafalaya Delta WMA Mooring Account	0.26	0.05	0.05	-	0.05	-
W39	Hunters for the Hungry Account	0.02	0.10	0.10	0.00	0.10	0.00
W40	Saltwater Fish Research and Conservation Fund	0.41	2.00	1.52	(0.48)	1.52	(0.48)
Y01	Motor Carrier Regulation Fund	0.28	0.33	0.21	(0.12)	0.21	(0.12)
Y04	Telephonic Solicitation Relief Fund	0.08	0.25	0.24	(0.01)	0.24	(0.01)
Z05	Tideland Fund	-	-	-	-	-	-
Z06	State Revenue Sharing Fund	-	-	-	-	-	-
Z07	Louisiana Investment Fund For Enhancement	0.00	-	-	-	-	-
Z08-2	Budget Stabilization Fund - BP Settlement	-	24.00	-	(24.00)	-	(24.00)
Z08-3	Budget Stabilization Fund - Surplus	-	-	-	-	-	-
Z09	Mineral Resources Audit and Settlement Fund	-	-	-	-	-	-
Z10	Louisiana Education Quality Trust Fund Permanent Trust Fund	1,281.84	-	-	-	-	-
Z12	Coastal Protection and Restoration Fund	-	291.41	265.65	(25.76)	265.65	(25.76)
Z14	Wetlands--Mitigation Account	2.81	-	-	-	-	-
Z15	Deepwater Horizon Economic Damages Fund	-	-	-	-	-	-
Z20	Millennium Leverage Fund	-	-	-	-	-	-
Z24	Agricultural & Seafood Products Support Fund	-	-	-	-	-	-
Z25	Revenue Stabilization Trust Fund	-	-	-	-	-	-
<b>Total</b>		<b>3,253.74</b>	<b>1,246.44</b>	<b>1,362.67</b>	<b>116.23</b>	<b>1,362.67</b>	<b>116.23</b>

**Notes:**

- 1) Any balance remaining at the end of any fiscal year is available revenue for subsequent years.
- 2) For presentation purposes, the revenues are rounded to 2 decimal places.
- 3) Due to minor understatements of actual amounts available due to rounding, the amount available for appropriation in any particular fund which is so understated shall be increased by an amount not to exceed the understatement.

REVENUE ESTIMATING CONFERENCE							
FISCAL YEAR 2019-2020 FORECAST - STATUTORY DEDICATIONS							
(In Million \$)							
SD #	STATUTORY DEDICATION	Beginning Balance as of 7/1/2019	Official Forecast FY20 4/10/2019	Proposed DOA FY20 5/11/2020	DOA over/under Official Forecast	Proposed LFO FY20 5/11/2020	LFO over/under Official Forecast
A14	Forestry Productivity Fund	7.84	2.70	2.00	(0.70)	2.50	(0.20)
A15	Petroleum Products Fund	0.63	4.42	4.06	(0.36)	4.42	-
DS1	Highway Fund #2 - Motor Vehicle License Tax	0.93	6.68	6.46	(0.22)	6.43	(0.25)
E02	Telecommunications for the Deaf Fund	2.91	2.70	2.60	(0.10)	3.40	0.70
E38	Workforce Training Rapid Response Fund	0.03	10.00	10.00	-	10.00	-
ED6	Louisiana Economic Development Fund	8.90	11.01	11.16	0.16	11.31	0.30
EDM	Marketing Fund	0.01	2.00	2.00	-	2.00	-
EDR	Rapid Response Fund	39.13	11.00	10.00	(1.00)	10.00	(1.00)
G01	Lottery Proceeds Fund	110.15	168.00	170.65	2.65	170.70	2.70
G04	Riverboat Gaming Enforcement Fund	1.06	66.43	44.24	(22.19)	42.70	(23.72)
H08	Louisiana Medical Assistance Trust Fund	7.61	644.20	611.95	(32.25)	619.56	(24.64)
H10	Compulsive & Problem Gaming Fund	1.80	2.50	2.50	-	2.50	-
H30	New Opportunities Waiver (NOW) Fund	26.89	-	-	-	-	-
H39	Tobacco Tax Medicaid Match Fund	11.68	119.34	108.54	(10.81)	112.21	(7.13)
HW9	State Highway Improvement Fund	109.83	60.14	57.98	(2.16)	57.80	(2.34)
HWF	New Orleans Ferry Fund	-	-	1.14	1.14	1.14	1.14
HWH	Regional Maintenance and Improvement Fund	-	-	0.97	0.97	0.97	0.97
I02	Fireman Training Fund	-	3.36	3.54	0.19	3.47	0.11
I03	Two Percent Fire Insurance Fund	5.37	22.42	24.03	1.61	23.34	0.91
I05	Retirement System-Insurance Proceeds	-	72.25	69.48	(2.76)	73.09	0.84
I06	Municipal Fire and Police Civil Service Operating Fund	0.01	2.58	2.48	(0.10)	2.61	0.03
JS9	Tobacco Settlement Enforcement Fund	0.13	0.40	0.40	-	0.40	-
N07	Mineral and Energy Operation Fund	5.73	4.85	2.50	(2.35)	2.50	(2.35)
P01	Louisiana Fire Marshal Fund	-	16.57	16.40	(0.17)	17.34	0.77
P29	Louisiana State Police Salary Fund	-	15.60	15.60	-	15.60	-
P41	Drivers License Escrow Fund	13.64	3.75	3.10	(0.65)	1.34	(2.41)
Q01	Hazardous Waste Site Cleanup Fund	5.06	5.98	2.60	(3.38)	2.90	(3.08)
RVA	Sports Facility Assistance Fund	0.02	4.22	4.20	(0.02)	4.20	(0.02)
ST4	Unclaimed Property Leverage Fund	46.40	15.00	15.00	-	15.00	-
ST6	Legislative Capitol Technology Enhancement Fund	0.00	10.00	10.00	-	10.00	-
Y03	Utility & Carrier Inspection/Supervision Fund	4.25	8.70	8.70	-	8.70	-
Z02	Parish Road Royalty Fund	3.60	17.59	12.56	(5.03)	13.71	(3.88)
Z08-1	Budget Stabilization Fund	-	1.00	1.00	-	-	(1.00)
Z09	Mineral Resources Audit and Settlement Fund	10.48	-	-	-	-	-
Z11	Louisiana Quality Education Support Fund	0.00	45.30	40.00	(5.30)	39.00	(6.30)
Z12	Coastal Protection and Restoration Fund	283.23	291.41	14.68	(276.73)	15.05	(276.36)
Z25	Revenue Stabilization Trust Fund	30.52	-	-	-	-	-
<b>Transportation Trust Fund</b>							
TT1	Transportation Trust Fund	53.85	125.29	119.94	(5.35)	123.31	(1.98)
TT2	TTF-Timed Account	-	-	-	-	-	-
TT3	T.T.F. 4 Cents Revenue	21.21	131.12	113.60	(17.52)	118.44	(12.68)
TT4	Transportation Trust Fund - TIMED	-	-	-	-	-	-
54P	TTF-Regular	-	524.48	454.40	(70.08)	473.76	(50.72)
<b>Severance Tax - Parishes</b>							
Z03	General Severance Tax-Parish	(4.24)	43.30	30.64	(12.66)	30.90	(12.40)
Z04	Timber Severance Tax - Parish	(0.00)	13.70	8.98	(4.72)	9.50	(4.20)
<b>Video Draw Poker</b>							
G03	Video Draw Poker Device Fund	-	56.20	46.03	(10.17)	37.72	(18.48)
G05	Video Draw Poker Device Purse Supplement Fund	0.52	2.96	2.15	(0.81)	2.06	(0.89)
<b>Racetrack Slots</b>							
A07	Louisiana Agricultural Finance Authority Fund	0.02	12.00	12.00	-	12.00	-
E29	St. Landry Parish Excellence Fund	0.11	0.65	0.44	(0.22)	0.63	(0.02)
E30	Calcasieu Parish Fund	0.38	1.34	0.94	(0.40)	1.32	(0.02)
E33	Bossier Parish Truancy Program Fund	0.21	0.30	0.23	(0.07)	0.34	0.04
E34	Orleans Parish Excellence Fund	0.06	0.31	0.22	(0.09)	0.35	0.04
G09	Pari-mutuel Live Racing Facility Gaming Control Fund	-	8.21	8.27	0.06	8.17	(0.04)
G11	Equine Health Studies Program Fund	-	0.75	0.75	-	0.75	-
G12	Southern University AgCenter Program Fund	0.05	0.75	0.75	-	0.75	-
G13	Beautification and Improvement of the New Orleans City Park Fund	0.41	1.86	1.45	(0.41)	2.00	0.14
G14	Greater New Orleans Sports Foundation Fund	0.00	1.00	0.83	(0.17)	1.00	-
G15	Algiers Economic Development Foundation Fund	0.00	0.10	0.10	-	0.10	-
G16	N. O. Urban Tourism and Hospitality Training in Econ. Dev. Foundation Fund	0.11	0.10	0.10	-	0.10	-
G17	Beautification Project For New Orleans Neighborhoods Fund	0.10	0.10	0.10	-	0.10	-
G18	Friends of NORD Fund	0.00	0.10	0.10	-	0.10	-
G19	New Orleans Sports Franchise Assistance Fund	0.71	2.75	1.69	(1.06)	(8.19)	(10.94)
S06	Rehabilitation for the Blind and Visually Impaired Fund	0.43	2.00	2.00	-	2.00	-
<b>Casino (SELF Fund also includes Riverboats Revenue)</b>							
G10	Support Education in Louisiana First Fund	13.43	150.87	104.17	(46.70)	103.62	(47.25)
G20	Casino Support Services Fund	-	-	-	-	-	-
<b>Tobacco Tax Health Care Fund / Tobacco Regulation Enforcement Fund</b>							
E32	Tobacco Tax Health Care Fund	0.46	28.64	25.15	(3.49)	26.93	(1.71)
RVC	Tobacco Regulation Enforcement Fund	0.62	0.60	0.90	0.30	0.56	(0.04)
<b>Tobacco Settlement/4 cent Tobacco Tax Dedication</b>							
Z13	Louisiana Fund	4.79	14.06	14.39	0.33	14.39	0.33
Z17	Health Excellence Fund	467.56	26.72	24.68	(2.04)	24.32	(2.40)
Z18	Education Excellence Fund	479.55	17.17	15.66	(1.51)	15.34	(1.83)
Z19	TOPS Fund	478.48	59.34	58.82	(0.52)	58.51	(0.83)
<b>Total (Page 2 Funds)</b>		<b>2,256.63</b>	<b>2,878.85</b>	<b>2,342.00</b>	<b>(536.85)</b>	<b>2,366.78</b>	<b>(512.07)</b>
<b>Total (Act 419)</b>		<b>3,253.74</b>	<b>1,246.44</b>	<b>1,362.67</b>	<b>116.23</b>	<b>1,362.67</b>	<b>116.23</b>
<b>Total Funds</b>		<b>5,510.37</b>	<b>4,125.29</b>	<b>3,704.68</b>	<b>(420.62)</b>	<b>3,729.46</b>	<b>(395.84)</b>
<b>Notes:</b>							
1) Any balance remaining at the end of any fiscal year is available revenue for subsequent years.							
2) For presentation purposes, the revenues are rounded to 2 decimal places.							
3) Due to minor understatements of actual amounts available due to rounding, the amount available for appropriation in any particular fund which is so understated shall be increased by an amount not to exceed the understatement.							
4) The estimates may differ from the Page 2 estimates amounts due to interest or other revenue sources that are not part of Page 2.							

**REVENUE ESTIMATING CONFERENCE  
FISCAL YEAR 2020-2021 FORECAST - STATUTORY DEDICATIONS  
(In Million \$)**

<b>SD #</b>	<b>STATUTORY DEDICATION</b>	<b>Official Forecast FY21 4/10/2019</b>	<b>Proposed DOA FY21 5/11/2020</b>	<b>DOA over/under Official Forecast</b>	<b>As Per DOA LFO FY21 5/11/2020</b>	<b>LFO over/under Official Forecast</b>
A01	Fuller-Edwards Arboretum Trust	-	-	-	-	-
A02	Structural Pest Control Commission Fund	-	1.46	1.46	1.46	1.46
A09	Pesticide Fund	-	5.77	5.77	5.77	5.77
A11	Forest Protection Fund	-	0.82	0.82	0.82	0.82
A12	Boll Weevil Eradication Fund	-	-	-	-	-
A13	Agricultural Commodity Commission Self-Insurance Fund	-	0.07	0.07	0.07	0.07
A17	Livestock Brand Commission Fund	-	0.01	0.01	0.01	0.01
A18	Agricultural Commodity Dealers & Warehouse Fund	-	2.28	2.28	2.28	2.28
A21	Seed Commission Fund	-	1.13	1.13	1.13	1.13
A22	Sweet Potato Pests & Diseases Fund	-	0.20	0.20	0.20	0.20
A23	Weights and Measures Fund	-	2.48	2.48	2.48	2.48
A27	Grain and Cotton Indemnity Fund	-	0.62	0.62	0.62	0.62
A28	La. Buy Local Purchase Incentive Program Fund	-	-	-	-	-
A29	Feed and Fertilizer Fund	-	3.27	3.27	3.27	3.27
A30	Horticulture and Quarantine Fund	-	2.55	2.55	2.55	2.55
C01	Dept. Agriculture---Sweet Potato	-	-	-	-	-
C02	Dept. Agriculture---Strawberry Adv.	-	-	-	-	-
C03	Dept. Agriculture---Egg Commission	-	-	-	-	-
C05	Chiropractic Examiners Board	-	-	-	-	-
C06	Contractor Licensing Board	-	-	-	-	-
C08	Louisiana State Board of Private Security Examiners Fund	-	-	-	-	-
C09	LA State Board Of Private Investigator Examiners	-	-	-	-	-
C11	Louisiana Rice Research Board Fund	-	-	-	-	-
CR1	Crime Victims Reparations Fund	-	5.75	5.75	5.75	5.75
CR5	DNA Testing Post-Conviction Relief for Indigents Fund	-	0.05	0.05	0.05	0.05
CR6	Adult Probation & Parole Officer Retirement Fund	-	1.00	1.00	1.00	1.00
CT4	Louisiana State Parks Improvement and Repair Fund	-	11.23	11.23	11.23	11.23
CT5	Archaeological Curation Fund	-	0.08	0.08	0.08	0.08
CT9	Poverty Point Reservoir Development Fund	-	0.50	0.50	0.50	0.50
CTA	Audubon Golf Trail Development Fund	-	-	-	-	-
DS4	Lake Charles Harbor-Terminal District Fund	-	-	-	-	-
E11	Higher Education Louisiana Partnership Fund	-	-	-	-	-
E16	Louisiana Education Tuition and Savings Fund	-	-	-	-	-
E17	Savings Enhancement Fund	-	-	-	-	-
E18	Higher Education Initiatives Fund	-	-	-	-	-
E23	Louisiana Charter School Startup Loan Fund	-	0.22	0.22	0.22	0.22
E36	Variable Earnings Transaction Fund	-	-	-	-	-
E41	Medical and Allied Health Professional Education Scholarship and Loan Fund	-	0.20	0.20	0.20	0.20
E48	Louisiana Education Workforce Training	-	-	-	-	-
E49	Science, Technology, Engineering, and Math (STEM) Education Fund	-	-	-	-	-
E50	ABLE Account	-	-	-	-	-
E51	Louisiana Early Childhood Education Fund	-	-	-	-	-
ED5	Louisiana Mega-project Development Fund	-	0.15	0.15	0.15	0.15
ED6	Louisiana Economic Development Fund	-	0.23	0.23	0.23	0.23
EDD	Major Events Incentive Program Subfund	-	-	-	-	-
EDE	Entertainment Promotion and Marketing Fund	-	-	-	-	-
EDH	Louisiana Entertainment Development Fund	-	2.80	2.80	2.80	2.80
EDR	Rapid Response Fund	-	0.90	0.90	0.90	0.90
FS1	Free School Fund Interest	-	-	-	-	-
FS2	Free School Fund Investments	-	-	-	-	-
FS3	Free School Fund Vacant Estates	-	-	-	-	-
G07	Avoyelles Parish Local Government Gaming Mitigation Fund	-	0.14	0.14	0.14	0.14
H09	Nursing Home Residents' Trust Fund	-	1.00	1.00	1.00	1.00
H12	Health Care Facility Fund	-	0.30	0.30	0.30	0.30
H14	Medical Assistance Programs Fraud Detection Fund	-	2.73	2.73	2.73	2.73
H18	Vital Records Conversion Fund	-	0.41	0.41	0.41	0.41
H19	Medicaid Trust Fund for the Elderly	-	-	-	-	-
H22	Drinking Water Revolving Loan Fund	-	34.00	34.00	34.00	34.00
H26	Community & Family Support System Fund	-	-	-	-	-
H34	LA Emergency Response Network Fund	-	-	-	-	-
H37	Hospital Stabilization Fund	-	113.46	113.46	113.46	113.46
H40	Home Health Agency Trust Fund	-	-	-	-	-
HW3	Right-of-Way Permit Processing Fund	-	0.43	0.43	0.43	0.43
HWA	LTRC Transportation Training & Education Center Fund	-	0.59	0.59	0.59	0.59
HWE	Crescent City Transition Fund	-	0.15	0.15	0.15	0.15
I01	Patients' Compensation Fund	-	-	-	-	-
I09	Insurance Fraud Investigation Fund	-	6.27	6.27	6.27	6.27
I12	Automobile Theft and Insurance Fraud Prevention Authority Fund	-	0.19	0.19	0.19	0.19
IEBSD	IEB Statutory Dedication	-	-	-	-	-
JS5	Department of Justice Legal Support Fund	-	1.60	1.60	1.60	1.60
JS6	Tobacco Control Special Fund	-	0.02	0.02	0.02	0.02

**REVENUE ESTIMATING CONFERENCE  
FISCAL YEAR 2020-2021 FORECAST - STATUTORY DEDICATIONS  
(In Million \$)**

<b>SD #</b>	<b>STATUTORY DEDICATION</b>	<b>Official Forecast FY21 4/10/2019</b>	<b>Proposed DOA FY21 5/11/2020</b>	<b>DOA over/under Official Forecast</b>	<b>As Per DOA LFO FY21 5/11/2020</b>	<b>LFO over/under Official Forecast</b>
JS7	Department of Justice Debt Collection Fund	-	4.83	4.83	4.83	4.83
JU1	Trial Court Case Management Information Fund	-	4.00	4.00	4.00	4.00
JU2	Judges' Supplemental Compensation Fund	-	6.50	6.50	6.50	6.50
JU5	Innocence Compensation Fund	-	0.59	0.59	0.59	0.59
LB1	Workers' Compensation Second Injury Fund	-	60.00	60.00	60.00	60.00
LB4	Office of Workers' Compensation Administrative Fund	-	16.50	16.50	16.50	16.50
LB5	Incumbent Worker Training Account	-	20.00	20.00	20.00	20.00
LB6	Employment Security Administration Account	-	4.00	4.00	4.00	4.00
LB7	Penalty and Interest Account	-	4.61	4.61	4.61	4.61
N02	Coastal Resources Trust Fund	-	0.66	0.66	0.66	0.66
N03	Federal Energy Settlement Fund	-	-	-	-	-
N04	Fisherman's Gear Compensation Fund	-	0.70	0.70	0.70	0.70
N05	Oilfield Site Restoration Fund	-	10.95	10.95	10.95	10.95
N07	Mineral and Energy Operation Fund	-	1.26	1.26	1.26	1.26
N08	Underwater Obstruction Removal Fund	-	0.29	0.29	0.29	0.29
N09	Oil and Gas Regulatory Fund	-	15.78	15.78	15.78	15.78
N10	Natural Resource Restoration Trust Fund	-	303.70	303.70	303.70	303.70
N12	Coastal Passes Stabilization and Restoration Fund	-	-	-	-	-
N14	Carbon Dioxide Geologic Storage Trust Fund	-	-	-	-	-
P05	Public Safety DWI Testing, Maintenance, and Training Fund	-	0.50	0.50	0.50	0.50
P07	Louisiana Towing and Storage Fund	-	0.30	0.30	0.30	0.30
P09	Disability Affairs Trust Fund	-	0.26	0.26	0.26	0.26
P11	Concealed Handgun Permit Fund	-	2.95	2.95	2.95	2.95
P12	Right to Know Fund	-	0.04	0.04	0.04	0.04
P13	Underground Damages Prevention Fund	-	0.02	0.02	0.02	0.02
P16	Liquefied Petroleum Gas Commission Rainy Day Fund	-	1.60	1.60	1.60	1.60
P19	Hazardous Materials Emergency Response Fund	-	0.25	0.25	0.25	0.25
P21	Explosives Trust Fund	-	0.22	0.22	0.22	0.22
P24	Office of Motor Vehicles Customer Service and Technology Fund	-	6.50	6.50	6.50	6.50
P28	Criminal Identification and Information Fund	-	8.70	8.70	8.70	8.70
P31	Department of Public Safety Peace Officers Fund	-	0.25	0.25	0.25	0.25
P32	Louisiana Life Safety and Property Protection Trust Fund	-	0.73	0.73	0.73	0.73
P34	Unified Carrier Registration Agreement Fund	-	4.00	4.00	4.00	4.00
P35	Louisiana Highway Safety Fund	-	0.00	0.00	0.00	0.00
P36	Industrialized Building Program Fund	-	0.33	0.33	0.33	0.33
P38	Camp Minden Fire Protection Fund	-	0.05	0.05	0.05	0.05
P39	Insurance Verification System Fund	-	34.00	34.00	34.00	34.00
P42	Handling Fee Escrow Fund	-	-	-	-	-
P43	Volunteer Firefighters' Tuition Reimbursement Fund	-	-	-	-	-
Q01	Hazardous Waste Site Cleanup Fund	-	2.88	2.88	2.88	2.88
Q03	Clean Water State Revolving Fund	-	52.86	52.86	52.86	52.86
Q05	Motor Fuels Underground Tank	-	25.71	25.71	25.71	25.71
Q06	Waste Tire Management Fund	-	13.33	13.33	13.33	13.33
Q07	Lead Hazard Reduction Fund	-	0.14	0.14	0.14	0.14
Q08	Oyster Sanitation Fund	-	0.30	0.30	0.30	0.30
RK1	Rockefeller Wildlife Refuge and Game Preserve Fund	-	3.39	3.39	3.39	3.39
RK2	Rockefeller Wildlife Refuge Trust and Protection Fund	-	2.59	2.59	2.59	2.59
RS1	Marsh Island Operating Fund	-	0.90	0.90	0.90	0.90
RS2	Russell Sage/Marsh Island Refuge Fund	-	0.83	0.83	0.83	0.83
RS3	Russell Sage/Marsh Island Capital Improvement Fund	-	0.03	0.03	0.03	0.03
RS4	Russell Sage Special Fund #2	-	0.04	0.04	0.04	0.04
RV4	Tax Commission Expense Fund	-	2.54	2.54	2.54	2.54
RV9	Telephone Company Property Assessment Relief Fund	-	-	-	-	-
RVE	UAL Account	-	-	-	-	-
S01	Children's Trust Fund	-	0.77	0.77	0.77	0.77
S02	Fraud Detection Fund	-	0.72	0.72	0.72	0.72
S04	Traumatic Head & Spinal Cord Injury Trust Fund	-	1.65	1.65	1.65	1.65
S05	Blind Vendors Trust Fund	-	0.41	0.41	0.41	0.41
S07	Louisiana Military Family Assistance Fund	-	0.12	0.12	0.12	0.12
S10	Status of Grandparents Raising Grandchildren Fund	-	-	-	-	-
S12	Child Care Licensing Trust Fund	-	-	-	-	-
S13	Juvenile Detention Licensing Trust Fund	-	-	-	-	-
S14	Exploited Children's Special Fund	-	-	-	-	-
S15	Early Learning Center Licensing Trust Fund	-	-	-	-	-
SS1	Help Louisiana Vote Fund	-	-	-	-	-
SS2	Voting Technology Fund	-	-	-	-	-
SSA	Help Louisiana Vote Fund, Election Admin	-	-	-	-	-
SSC	Help Louisiana Vote Fund, HAVA Requirements Acct	-	-	-	-	-
SSD	Help Louisiana Vote Fund, Voting Access Account	-	-	-	-	-
ST9	Major Events Fund	-	-	-	-	-
STA	Geaux Pass Transition Fund	-	-	-	-	-
STD	Debt Recovery Fund	-	-	-	-	-
STF	Fiscal Administrator Revolving Loan Fund	-	-	-	-	-

**REVENUE ESTIMATING CONFERENCE  
FISCAL YEAR 2020-2021 FORECAST - STATUTORY DEDICATIONS  
(In Million \$)**

<b>SD #</b>	<b>STATUTORY DEDICATION</b>	<b>Official Forecast FY21 4/10/2019</b>	<b>Proposed DOA FY21 5/11/2020</b>	<b>DOA over/under Official Forecast</b>	<b>As Per DOA LFO FY21 5/11/2020</b>	<b>LFO over/under Official Forecast</b>
STI	Oil and Gas Royalties Dispute Payments Fund	-	-	-	-	-
T01	Acadia Parish Visitor Enterprise Fund	-	0.10	0.10	0.10	0.10
T02	Allen Parish Capital Improvements Fund	-	0.22	0.22	0.22	0.22
T03	Ascension Parish Visitor Enterprise Fund	-	1.25	1.25	1.25	1.25
T05	Avoyelles Parish Visitor Enterprise Fund	-	0.12	0.12	0.12	0.12
T06	Beauregard Parish Community Improvement Fund	-	0.11	0.11	0.11	0.11
T07	Bienville Parish Tourism & Economic Development Fund	-	0.03	0.03	0.03	0.03
T08	Bossier City Riverfront and Civic Center Fund	-	1.88	1.88	1.88	1.88
T09	Shreveport Riverfront and Convention Center and Independence Stadium Fund	-	1.99	1.99	1.99	1.99
T10	West Calcasieu Community Center Fund	-	1.29	1.29	1.29	1.29
T11	Caldwell Parish Economic Development Fund	-	0.00	0.00	0.00	0.00
T12	Cameron Parish Tourism Development Fund	-	0.02	0.02	0.02	0.02
T14	Town of Homer Economic Development Fund	-	0.02	0.02	0.02	0.02
T15	Concordia Parish Economic Development Fund	-	0.09	0.09	0.09	0.09
T16	Desoto Parish Visitor Enterprise Fund	-	0.15	0.15	0.15	0.15
T17	EBR Parish Riverside Centroplex Fund	-	1.25	1.25	1.25	1.25
T18	East Carroll Parish Visitor Enterprise Fund	-	0.01	0.01	0.01	0.01
T19	East Feliciana Tourist Commission Fund	-	0.00	0.00	0.00	0.00
T20	Evangeline Visitor Enterprise Fund	-	0.04	0.04	0.04	0.04
T21	Franklin Parish Visitor Enterprise Fund	-	0.03	0.03	0.03	0.03
T23	Iberia Parish Tourist Commission Fund	-	0.42	0.42	0.42	0.42
T24	Iberville Parish Visitor Enterprise Fund	-	0.12	0.12	0.12	0.12
T25	Jackson Parish Economic Development and Tourism Fund	-	0.03	0.03	0.03	0.03
T26	Jefferson Parish Convention Center Fund	-	3.10	3.10	3.10	3.10
T27	Jefferson Davis Parish Visitor Enterprise Fund	-	0.16	0.16	0.16	0.16
T28	Lafayette Parish Visitor Enterprise Fund	-	3.14	3.14	3.14	3.14
T29	Lafourche Parish Enterprise Fund	-	0.35	0.35	0.35	0.35
T30	Lasalle Economic Development District Fund	-	0.02	0.02	0.02	0.02
T31	Lincoln Parish Visitor Enterprise Fund	-	0.26	0.26	0.26	0.26
T32	Livingston Parish Tourism and Economic Development Fund	-	0.33	0.33	0.33	0.33
T34	Morehouse Parish Visitor Enterprise Fund	-	0.04	0.04	0.04	0.04
T36	New Orleans Metropolitan Convention and Visitors Bureau Fund	-	11.20	11.20	11.20	11.20
T37	Ouachita Parish Visitor Enterprise Fund	-	1.55	1.55	1.55	1.55
T38	Plaquemines Parish Visitor Enterprise Fund	-	0.23	0.23	0.23	0.23
T39	Pointe Coupee Parish Visitor Enterprise Fund	-	0.04	0.04	0.04	0.04
T40	Alexandria/Pineville Exhibition Hall Fund	-	0.25	0.25	0.25	0.25
T41	Red River Visitor Enterprise Fund	-	0.03	0.03	0.03	0.03
T42	Richland Visitor Enterprise Fund	-	0.12	0.12	0.12	0.12
T43	Sabine Parish Tourism Improvement Fund	-	0.17	0.17	0.17	0.17
T44	St. Bernard Parish Enterprise Fund	-	0.12	0.12	0.12	0.12
T45	St. Charles Parish Enterprise Fund	-	0.23	0.23	0.23	0.23
T47	St. James Parish Enterprise Fund	-	0.03	0.03	0.03	0.03
T48	St. John the Baptist Convention Facility Fund	-	0.33	0.33	0.33	0.33
T49	St. Landry Parish Historical Development Fund #1	-	0.37	0.37	0.37	0.37
T50	St. Martin Parish Enterprise Fund	-	0.17	0.17	0.17	0.17
T51	St. Mary Parish Visitor Enterprise Fund	-	0.60	0.60	0.60	0.60
T52	St. Tammany Parish Fund	-	1.86	1.86	1.86	1.86
T53	Tangipahoa Parish Tourist Commission Fund	-	0.52	0.52	0.52	0.52
T54	Tensas Parish Visitor Enterprise Fund	-	0.00	0.00	0.00	0.00
T55	Houma/Terrebonne Tourist Fund	-	0.57	0.57	0.57	0.57
T56	Union Parish Visitor Enterprise Fund	-	0.03	0.03	0.03	0.03
T57	Vermilion Parish Visitor Enterprise Fund	-	0.12	0.12	0.12	0.12
T60	Webster Parish Convention and Visitors Commission Fund	-	0.17	0.17	0.17	0.17
T61	West Baton Rouge Parish Visitor Enterprise Fund	-	0.52	0.52	0.52	0.52
T62	West Carroll Parish Visitor Enterprise Fund	-	0.02	0.02	0.02	0.02
T64	Winn Parish Tourism Fund	-	0.06	0.06	0.06	0.06
TA0	Calcasieu Parish Higher Education Improvement Fund	-	1.57	1.57	1.57	1.57
TA1	Shreveport-Bossier City Visitor Enterprise Fund	-	0.56	0.56	0.56	0.56
TA2	Vernon Parish Legislative Community Improvement Fund	-	0.43	0.43	0.43	0.43
TA3	Alexandria/Pineville Area Tourism Fund	-	0.22	0.22	0.22	0.22
TA4	Rapides Parish Economic Development Fund	-	0.37	0.37	0.37	0.37
TA5	Natchitoches Parish Visitor Enterprise Fund	-	0.11	0.11	0.11	0.11
TA6	Lincoln Parish Municipalities Fund	-	0.26	0.26	0.26	0.26
TA7	East Baton Rouge Community Improvement Fund	-	2.58	2.58	2.58	2.58
TA8	East Baton Rouge Parish Enhancement Fund	-	1.29	1.29	1.29	1.29
TA9	Washington Parish Tourist Commission Fund	-	0.04	0.04	0.04	0.04
TB0	Grand Isle Tourist Commission Account	-	0.03	0.03	0.03	0.03
TB1	Gretna Tourist Commission Enterprise Account	-	0.12	0.12	0.12	0.12
TB2	Lake Charles Civic Center Fund	-	1.16	1.16	1.16	1.16
TB3	New Orleans Area Economic Development Fund	-	0.00	0.00	0.00	0.00
TB4	River Parishes Convention Tourism and Visitor Commission Fund	-	0.20	0.20	0.20	0.20

**REVENUE ESTIMATING CONFERENCE  
FISCAL YEAR 2020-2021 FORECAST - STATUTORY DEDICATIONS  
(In Million \$)**

<b>SD #</b>	<b>STATUTORY DEDICATION</b>	<b>Official Forecast FY21 4/10/2019</b>	<b>Proposed DOA FY21 5/11/2020</b>	<b>DOA over/under Official Forecast</b>	<b>As Per DOA LFO FY21 5/11/2020</b>	<b>LFO over/under Official Forecast</b>
TB5	St. Francisville Economic Development Fund	-	0.18	0.18	0.18	0.18
TB6	Tangipahoa Parish Economic Development Fund	-	0.18	0.18	0.18	0.18
TB7	Washington Parish Infrastructure and Park Fund	-	0.05	0.05	0.05	0.05
TB8	Pineville Economic Development Fund	-	0.22	0.22	0.22	0.22
TB9	Washington Parish Economic Development and Tourism Fund	-	0.01	0.01	0.01	0.01
TC0	Terrebonne Parish Visitor Enterprise Fund	-	0.56	0.56	0.56	0.56
TC1	Bastrop Municipal Center Fund	-	0.04	0.04	0.04	0.04
TC2	Rapides Parish Coliseum Fund	-	0.07	0.07	0.07	0.07
TC3	Madison Parish Visitor Enterprise Fund	-	0.04	0.04	0.04	0.04
TC4	Natchitoches Historical District Development Fund	-	0.32	0.32	0.32	0.32
TC5	Baker Economic Development Fund	-	0.04	0.04	0.04	0.04
TC6	Claiborne Parish Tourism and Economic Development Fund	-	0.00	0.00	0.00	0.00
TC7	Ernest N. Morial Convention Center Phase IV Expansion Project Fund	-	2.00	2.00	2.00	2.00
TC8	New Orleans Sports Franchise Fund	-	10.00	10.00	10.00	10.00
TC9	Lafourche Parish Assoc. for Retarded Citizens (ARC) Training and Dev Fund	-	0.34	0.34	0.34	0.34
TD0	Vernon Parish Legislative Improvement Fund No. 2	-	-	-	-	-
TD1	Grant Parish Economic Development Fund	-	0.00	0.00	0.00	0.00
TD2	New Orleans Quality of Life Fund	-	6.21	6.21	6.21	6.21
54N	TTF-Federal	-	-	-	-	-
V01	Oil Spill Contingency Fund	-	3.90	3.90	3.90	3.90
V19	Future Medical Care Fund	-	2.00	2.00	2.00	2.00
V20	Louisiana Manufactured Housing Commission Fund	-	0.28	0.28	0.28	0.28
V25	Overcollections Fund	-	-	-	-	-
V26	Energy Performance Contract Fund	-	0.03	0.03	0.03	0.03
V29	State Emergency Response Fund	-	1.10	1.10	1.10	1.10
V31	Louisiana Public Defender Fund	-	40.00	40.00	40.00	40.00
V32	Community Water Enrichment Fund	-	-	-	-	-
V33	Louisiana Stadium and Exposition District License Plate Fund	-	0.60	0.60	0.60	0.60
V34	Post Employment Benefits Trust Fund	-	-	-	-	-
V36	Louisiana Safe Return Representation Program	-	-	-	-	-
W01	Conservation Fund	-	60.16	60.16	60.16	60.16
W02	Seafood Promotion and Marketing Fund	-	0.31	0.31	0.31	0.31
W03	Louisiana Fur Public Education and Marketing Fund	-	0.06	0.06	0.06	0.06
W04	Artificial Reef Development Fund	-	7.41	7.41	7.41	7.41
W05	Wildlife Habitat & Natural Heritage Trust	-	0.84	0.84	0.84	0.84
W07	Scenic Rivers Fund	-	0.01	0.01	0.01	0.01
W08	LA Duck License Stamp and Print Fund	-	0.40	0.40	0.40	0.40
W10	Lifetime License Endowment Fund	-	0.67	0.67	0.67	0.67
W11	Natural Heritage Account	-	0.02	0.02	0.02	0.02
W16	Louisiana Wild Turkey Stamp Fund	-	0.06	0.06	0.06	0.06
W18	Oyster Development Fund	-	0.14	0.14	0.14	0.14
W20	Conservation -- Waterfowl Account	-	0.03	0.03	0.03	0.03
W22	Shrimp Marketing & Promotion Account	-	0.07	0.07	0.07	0.07
W23	Conservation of the Black Bear Account	-	0.43	0.43	0.43	0.43
W24	Conservation--Quail Account	-	0.00	0.00	0.00	0.00
W26	Conservation--White Tail Deer Account	-	0.01	0.01	0.01	0.01
W27	Aquatic Plant Control Fund	-	1.30	1.30	1.30	1.30
W28	Public Oyster Seed Ground Development Account	-	2.10	2.10	2.10	2.10
W29	Enforcement Emergency Situation Response Account	-	0.00	0.00	0.00	0.00
W30	Fish & Wildlife Violations Reward Fund	-	0.01	0.01	0.01	0.01
W32	White Lake Property Fund	-	1.41	1.41	1.41	1.41
W33	Crab Promotion and Marketing Account	-	0.05	0.05	0.05	0.05
W34	Derelict Crab Trap Removal Program Account	-	0.06	0.06	0.06	0.06
W35	Rare and Endangered Species Account	-	0.01	0.01	0.01	0.01
W36	Litter Abatement and Education Account	-	1.30	1.30	1.30	1.30
W37	MC Davis Conservation Fund	-	-	-	-	-
W38	Atchafalaya Delta WMA Mooring Account	-	0.05	0.05	0.05	0.05
W39	Hunters for the Hungry Account	-	0.10	0.10	0.10	0.10
W40	Saltwater Fish Research and Conservation Fund	-	1.52	1.52	1.52	1.52
Y01	Motor Carrier Regulation Fund	-	0.21	0.21	0.21	0.21
Y04	Telephonic Solicitation Relief Fund	-	0.25	0.25	0.25	0.25
Z05	Tideland Fund	-	-	-	-	-
Z06	State Revenue Sharing Fund	-	-	-	-	-
Z07	Louisiana Investment Fund For Enhancement	-	-	-	-	-
Z08-2	Budget Stabilization Fund - BP Settlement	-	-	-	-	-
Z08-3	Budget Stabilization Fund - Surplus	-	-	-	-	-
Z09	Mineral Resources Audit and Settlement Fund	-	-	-	-	-
Z10	Louisiana Education Quality Trust Fund Permanent Trust Fund	-	-	-	-	-
Z12	Coastal Protection and Restoration Fund	-	266.41	266.41	266.41	266.41
Z14	Wetlands--Mitigation Account	-	-	-	-	-
Z15	Deepwater Horizon Economic Damages Fund	-	-	-	-	-

**REVENUE ESTIMATING CONFERENCE  
FISCAL YEAR 2020-2021 FORECAST - STATUTORY DEDICATIONS  
(In Million \$)**

		Official Forecast FY21 4/10/2019	Proposed DOA FY21 5/11/2020	DOA over/under Official Forecast	As Per DOA LFO FY21 5/11/2020	LFO over/under Official Forecast
<b>SD #</b>	<b>STATUTORY DEDICATION</b>					
Z20	Millennium Leverage Fund	-	-	-	-	-
Z24	Agricultural & Seafood Products Support Fund	-	-	-	-	-
Z25	Revenue Stabilization Trust Fund	-	-	-	-	-
<b>Total (Act 419 Funds)</b>		-	<b>1,287.64</b>	<b>1,287.64</b>	<b>1,287.64</b>	<b>1,287.64</b>

**Notes:**

- 1) Any balance remaining at the end of any fiscal year is available revenue for subsequent years.
- 2) For presentation purposes, the revenues are rounded to 2 decimal places.
- 3) Due to minor understatements of actual amounts available due to rounding, the amount available for appropriation in any particular fund which is so understated shall be increased by an amount not to exceed the understatement.
- 4) The total of the Official Forecast Column does not equal to the December REC because Fund RVA was moved to group F2.

REVENUE ESTIMATING CONFERENCE						
FISCAL YEAR 2020-2021 FORECAST - STATUTORY DEDICATIONS						
(In Million \$)						
SD #	STATUTORY DEDICATION	Official Forecast FY21 4/10/2019	Proposed DOA FY21 5/11/2020	DOA over/under Official Forecast	Proposed LFO FY21 5/11/2020	LFO over/under Official Forecast
A14	Forestry Productivity Fund	-	2.00	2.00	2.50	2.50
A15	Petroleum Products Fund	-	4.32	4.32	4.42	4.42
DS1	Highway Fund #2 - Motor Vehicle License Tax	-	6.50	6.50	6.53	6.53
E02	Telecommunications for the Deaf Fund	-	3.00	3.00	3.40	3.40
E38	Workforce Training Rapid Response Fund	-	10.00	10.00	10.00	10.00
ED6	Louisiana Economic Development Fund	-	10.61	10.61	10.77	10.77
EDM	Marketing Fund	-	2.00	2.00	2.00	2.00
EDR	Rapid Response Fund	-	10.00	10.00	10.00	10.00
G01	Lottery Proceeds Fund	-	163.60	163.60	153.60	153.60
G04	Riverboat Gaming Enforcement Fund	-	46.31	46.31	40.05	40.05
H08	Louisiana Medical Assistance Trust Fund	-	728.63	728.63	688.56	688.56
H10	Compulsive & Problem Gaming Fund	-	2.50	2.50	2.50	2.50
H30	New Opportunities Waiver (NOW) Fund	-	-	-	-	-
HW9	State Highway Improvement Fund	-	58.27	58.27	58.66	58.66
HWF	New Orleans Ferry Fund	-	1.14	1.14	1.14	1.14
HWH	Regional Maintenance and Improvement Fund	-	0.97	0.97	0.97	0.97
I02	Fireman Training Fund	-	3.19	3.19	3.53	3.53
I03	Two Percent Fire Insurance Fund	-	24.17	24.17	23.78	23.78
I05	Retirement System-Insurance Proceeds	-	70.87	70.87	76.01	76.01
JS9	Tobacco Settlement Enforcement Fund	-	0.40	0.40	0.40	0.40
N07	Mineral and Energy Operation Fund	-	2.50	2.50	2.50	2.50
P01	Louisiana Fire Marshal Fund	-	16.40	16.40	17.67	17.67
P29	Louisiana State Police Salary Fund	-	15.60	15.60	15.60	15.60
P41	Drivers License Escrow Fund	-	3.10	3.10	1.36	1.36
Q01	Hazardous Waste Site Cleanup Fund	-	2.57	2.57	2.90	2.90
RVA	Sports Facility Assistance Fund	-	4.20	4.20	4.10	4.10
ST4	Unclaimed Property Leverage Fund	-	15.00	15.00	15.00	15.00
ST6	Legislative Capitol Technology Enhancement Fund	-	10.00	10.00	10.00	10.00
Y03	Utility & Carrier Inspection/Supervision Fund	-	8.70	8.70	8.70	8.70
Z02	Parish Road Royalty Fund	-	11.01	11.01	10.00	10.00
Z08-1	Budget Stabilization Fund	-	25.00	25.00	25.00	25.00
Z09	Mineral Resources Audit and Settlement Fund	-	-	-	-	-
Z11	Louisiana Quality Education Support Fund	-	40.00	40.00	41.50	41.50
Z12	Coastal Protection and Restoration Fund	-	12.46	12.46	10.96	10.96
Z25	Revenue Stabilization Trust Fund	-	-	-	-	-
<b>Transportation Trust Fund</b>						
TT1	Transportation Trust Fund	-	120.29	120.29	123.39	123.39
TT2	TTF-Timed Account	-	-	-	-	-
TT3	T.T.F. 4 Cents Revenue	-	118.17	118.17	122.60	122.60
TT4	Transportation Trust Fund - TIMED	-	-	-	-	-
54P	TTF-Regular	-	472.67	472.67	490.40	490.40
<b>Severance Tax - Parishes</b>						
Z03	General Severance Tax-Parish	-	22.19	22.19	17.19	17.19
Z04	Timber Severance Tax - Parish	-	6.50	6.50	5.28	5.28
<b>Video Draw Poker</b>						
G03	Video Draw Poker Device Fund	-	46.80	46.80	32.53	32.53
G05	Video Draw Poker Device Purse Supplement Fund	-	2.21	2.21	1.78	1.78
<b>Racetrack Slots</b>						
A07	Louisiana Agricultural Finance Authority Fund	-	12.00	12.00	12.00	12.00
E29	St. Landry Parish Excellence Fund	-	0.45	0.45	0.63	0.63
E30	Calcasieu Parish Fund	-	0.97	0.97	1.32	1.32
E33	Bossier Parish Truancy Program Fund	-	0.23	0.23	0.34	0.34
E34	Orleans Parish Excellence Fund	-	0.23	0.23	0.35	0.35
G09	Pari-mutuel Live Racing Facility Gaming Control Fund	-	9.86	9.86	8.17	8.17
G11	Equine Health Studies Program Fund	-	0.75	0.75	0.75	0.75
G12	Southern University AgCenter Program Fund	-	0.75	0.75	0.75	0.75
G13	Beautification and Improvement of the New Orleans City Park Fund	-	1.49	1.49	2.00	2.00
G14	Greater New Orleans Sports Foundation Fund	-	0.86	0.86	1.00	1.00
G15	Algiers Economic Development Foundation Fund	-	0.10	0.10	0.10	0.10
G17	Beautification Project For New Orleans Neighborhoods Fund	-	0.10	0.10	0.10	0.10
G18	Friends of NORD Fund	-	0.10	0.10	0.10	0.10
G19	New Orleans Sports Franchise Assistance Fund	-	1.85	1.85	(10.19)	(10.19)
S06	Rehabilitation for the Blind and Visually Impaired Fund	-	2.00	2.00	2.00	2.00
<b>Casino (SELF Fund also includes Riverboats Revenue)</b>						
G10	Support Education in Louisiana First Fund	-	122.21	122.21	129.94	129.94
G20	Casino Support Services Fund	-	-	-	-	-
<b>Tobacco Tax Health Care Fund / Tobacco Regulation Enforcement Fund</b>						
E32	Tobacco Tax Health Care Fund	-	25.15	25.15	26.85	26.85
RVC	Tobacco Regulation Enforcement Fund	-	0.90	0.90	0.56	0.56
<b>Tobacco Settlement/4 cent Tobacco Tax Dedication</b>						
Z13	Louisiana Fund	-	14.39	14.39	14.15	14.15
Z17	Health Excellence Fund	-	24.71	24.71	24.02	24.02
Z18	Education Excellence Fund	-	15.69	15.69	15.07	15.07
Z19	TOPS Fund	-	58.85	58.85	57.52	57.52
<b>Total (Page 2 Funds)</b>		-	<b>2,397.50</b>	<b>2,397.50</b>	<b>2,344.80</b>	<b>2,344.80</b>
<b>Total (Act 419)</b>		-	<b>1,287.64</b>	<b>1,287.64</b>	<b>1,287.64</b>	<b>1,287.64</b>
<b>Total Funds</b>		-	<b>3,685.14</b>	<b>3,685.14</b>	<b>3,632.44</b>	<b>3,632.44</b>
<b>Notes:</b>						
1) Any balance remaining at the end of any fiscal year is available revenue for subsequent years.						
2) For presentation purposes, the revenues are rounded to 2 decimal places.						
3) Due to minor understatements of actual amounts available due to rounding, the amount available for appropriation in any particular fund which is so understated shall be increased by an amount not to exceed the understatement.						
4) The estimates may differ from the Page 2 estimates amounts due to interest or other revenue sources that are not part of Page 2.						



REVENUE ESTIMATING CONFERENCE														
FISCAL YEARS 2019-2020 and 2020-2021 FORECASTS - SELF-GENERATED REVENUES														
(In Million \$)														
		Balance	Official Forecast	Official Forecast	Proposed	Proposed	DOA FY20	DOA FY21	As Per DOA	As Per DOA	LFO FY20	LFO FY21	LFO FY20	LFO FY21
Department	Department	as of	FY20	FY21	DOA FY20	DOA FY21	over/(under)	over/(under)	LFO FY20	LFO FY21	over/(under)	over/(under)	Official Forecast	Official Forecast
		7/1/2019	4/10/2019	4/10/2019	5/11/2020	5/11/2020	Official Forecast	Official Forecast	5/11/2020	5/11/2020	Official Forecast	Official Forecast		
01A_EXEC	Executive Department	80.03	142.43	-	144.13	142.28	1.70	142.28	144.13	142.28	1.70	142.28	1.70	142.28
03A_VETS	Department of Veterans Affairs	1.92	20.00	-	20.00	16.00	-	16.00	20.00	16.00	-	16.00	-	16.00
04A_DOS	Secretary of State	0.39	27.61	-	29.40	30.57	1.79	30.57	29.40	30.57	1.79	30.57	1.79	30.57
04B_AG	Office of the Attorney General	0.44	6.82	-	6.82	7.93	-	7.93	6.82	7.93	-	7.93	-	7.93
04C_LGOV	Lieutenant Governor	-	0.01	-	0.01	0.01	-	0.01	0.01	0.01	-	0.01	-	0.01
04D_TREA	State Treasurer	1.00	14.01	-	13.00	13.00	(1.01)	13.00	13.00	13.00	(1.01)	13.00	(1.01)	13.00
04E_PSER	Public Service Commission	-	-	-	-	-	-	-	-	-	-	-	-	-
04F_AGRI	Agriculture and Forestry	-	8.40	-	7.13	7.48	(1.27)	7.48	7.13	7.48	(1.27)	7.48	(1.27)	7.48
04G_INSU	Commissioner of Insurance	-	33.22	-	38.34	40.01	5.12	40.01	38.34	40.01	5.12	40.01	5.12	40.01
05A_ECON	Department of Economic Development	1.02	3.12	-	2.65	2.45	(0.47)	2.45	2.65	2.45	(0.47)	2.45	(0.47)	2.45
06A_CRAT	Dept of Culture Recreation and Tourism	9.03	28.68	-	29.55	29.98	0.88	29.98	29.55	29.98	0.88	29.98	0.88	29.98
07A_DOTD	Dept of Transportation and Development	-	28.18	-	26.18	26.18	(2.00)	26.19	26.18	26.19	(2.00)	26.19	(2.00)	26.19
08A_CORR	Corrections Services	2.93	50.24	-	50.24	50.29	-	50.29	50.24	50.29	-	50.29	-	50.29
08B_PSAF	Public Safety Services	3.82	219.96	-	228.38	228.40	8.42	228.40	228.38	228.40	8.42	228.40	8.42	228.40
08C_YSER	Youth Services	0.06	0.78	-	0.78	0.94	-	0.94	0.78	0.94	-	0.94	-	0.94
09A_LDH	Department of Health	-	600.00	-	570.00	650.00	(30.00)	650.00	570.00	650.00	(30.00)	650.00	(30.00)	650.00
10A_DCFS	Department of Children and Family Services	-	18.39	-	18.39	15.42	-	15.42	18.39	15.42	-	15.42	-	15.42
11A_NATR	Department of Natural Resources	-	0.32	-	0.32	-	-	-	0.32	-	-	-	-	-
12A_RVTX	Department of Revenue	92.18	84.54	-	87.03	89.91	2.49	89.91	87.03	89.91	2.49	89.91	2.49	89.91
13A_ENVQ	Department of Environmental Quality	-	0.02	-	0.02	81.60	-	81.60	0.02	81.60	-	81.60	-	81.60
14A_LWC	Louisiana Workforce Commission	-	0.27	-	0.27	0.07	-	0.07	0.27	0.07	-	0.07	-	0.07
16A_WFIS	Department of Wildlife and Fisheries	-	10.48	-	10.48	10.48	-	10.48	10.48	10.48	-	10.48	-	10.48
17A_CSER	Department of Civil Service	0.27	1.38	-	1.38	4.15	-	4.15	1.38	4.15	-	4.15	-	4.15
18A_RET	Retirement Systems	-	-	-	-	-	-	-	-	-	-	-	-	-
19A_HIED	Higher Education	-	-	-	-	-	-	-	-	-	-	-	-	-
19B_OTED	Special Schools and Commissions	0.00	3.39	-	3.39	3.26	-	3.26	3.39	3.26	-	3.26	-	3.26
19D_LDOE	Department of Education	11.81	53.18	-	55.14	51.25	1.96	51.25	55.14	51.25	1.96	51.25	1.96	51.25
19E_HCSD	LSU Health Care Services Division	-	-	-	-	-	-	-	-	-	-	-	-	-
20A_OREQ	Other Requirements	3.37	14.82	-	14.82	14.82	-	14.82	14.82	14.82	-	14.82	-	14.82
<b>General Appropriation Bill Total</b>		<b>208.27</b>	<b>1,370.25</b>	<b>-</b>	<b>1,357.86</b>	<b>1,516.52</b>	<b>(12.39)</b>	<b>1,516.52</b>	<b>1,357.86</b>	<b>1,516.52</b>	<b>(12.39)</b>	<b>1,516.52</b>	<b>(12.39)</b>	<b>1,516.52</b>
21A_ANCIL	Ancillary Appropriations	389.45	1,509.94	-	1,524.74	1,562.21	14.80	1,562.21	1,524.74	1,562.21	14.80	1,562.21	14.80	1,562.21
23A_JUDI	Judicial Expense	-	-	-	-	-	-	-	-	-	-	-	-	-
24A_LEGI	Legislative Expense	-	31.41	-	31.41	31.41	-	31.41	31.41	31.41	-	31.41	-	31.41
25A_SPEC	Special Acts Expense	-	-	-	-	-	-	-	-	-	-	-	-	-
26A_CAPI	Capital Outlay	-	113.83	-	148.34	148.34	34.50	148.34	148.34	148.34	34.50	148.34	34.50	148.34
<b>Other Appropriations Bills Total</b>		<b>389.45</b>	<b>1,655.18</b>	<b>-</b>	<b>1,704.49</b>	<b>1,741.96</b>	<b>49.30</b>	<b>1,741.96</b>	<b>1,704.49</b>	<b>1,741.96</b>	<b>49.30</b>	<b>1,741.96</b>	<b>49.30</b>	<b>1,741.96</b>
22A_NON	Non-Appropriated Requirements	-	-	-	-	-	-	-	-	-	-	-	-	-
<b>TOTAL</b>		<b>597.72</b>	<b>3,025.43</b>	<b>-</b>	<b>3,062.35</b>	<b>3,258.48</b>	<b>36.91</b>	<b>3,258.48</b>	<b>3,062.35</b>	<b>3,258.48</b>	<b>36.91</b>	<b>3,258.48</b>	<b>36.91</b>	<b>3,258.48</b>
<b>Notes:</b> 1) Any balance remaining at the end of any fiscal year is available revenue for subsequent years. 2) Self-generated revenues for higher education are not included in the forecast. [see Constitution Article VII, 10(J)] 3) For presentation purposes, the revenues are rounded to 2 decimal places. 4) Due to minor understatements of actual amounts available due to rounding, the amount available for appropriation in any particular fund which is so understated shall be increased by an amount not to exceed the understatement														

INCENTIVE EXPENDITURE FORECAST  
HISTORICAL AND CURRENT PROJECTIONS AND ACTUALS

Incentive Expenditure	Legal Authority	Adm. Agency	FYE 6-18 (Projected)	FYE 6-18 (Actual)	FYE 6-19 (Projected)	FYE 6-19 (Actual)	FYE 6-20 (Projected)	FYE 6-20 (Actual)	FYE 6-21 (Projected)
Atchafalaya Trace Heritage Area Development Zone	R.S. 25:1226	CRT/LED	\$0	\$0	Unable to anticipate	\$0	Unable to anticipate	\$0	Unable to anticipate
Cane River Heritage Tax Credit	R.S. 47:6026	CRT	Unable to anticipate	\$0	Unable to anticipate	\$0	Unable to anticipate	\$0	Unable to anticipate
Tax Credit for Rehabilitation of Historic Structures	R.S. 47:6019	CRT/LDR	\$78,000,000	\$101,295,455	\$120,000,000	\$77,349,267	\$150,000,000	\$121,878,577	\$123,000,000
Subtotal		CRT	\$78,000,000	\$101,295,455	\$120,000,000	\$77,349,267	\$150,000,000	\$121,878,577	\$123,000,000
Brownfields Investor Tax Credit	R.S. 47:6021	DEQ	\$40,000	\$51,412	Negligible	\$23,039	Negligible	\$19,614	Negligible
Subtotal		DEQ	\$40,000	\$51,412	\$0	\$23,039	\$0	\$19,614	\$0
Louisiana Community Economic Development Act	R.S. 47:6031	LED	Not in effect	\$0	Not in effect	\$0	Not in effect	\$0	Not in effect
Ports of Louisiana Tax Credits	R.S. 47:6036	LED	Unable to anticipate	\$0	Unable to anticipate	\$0	Unable to anticipate	\$0	Unable to anticipate
Motion Picture Investor Tax Credit (See Note 1)	R.S. 47:6007	LED	\$180,000,000	\$180,000,000	\$180,000,000	\$180,000,000	\$180,000,000	\$125,277,897	\$180,000,000
Research and Development Tax Credit	R.S. 47:6015	LED	\$8,000,000	\$4,853,884	\$9,000,000	\$5,411,914	\$7,000,000	\$4,699,130	\$7,000,000
Digital Interactive Media and Software Act	R.S. 47:6022	LED	\$30,000,000	\$11,441,752	\$50,000,000	\$28,954,715	\$75,000,000	\$29,768,897	\$31,700,000
Louisiana Motion Picture Incentive Act	R.S. 47:1121	LED/OFI	Not in effect	\$0	Not in effect	\$0	Not in effect	\$0	Not in effect
New Markets Tax Credit (See Note 2)	R.S. 47:6016	LED/LDR	\$1,000,000	\$1,938,840	Unable to anticipate	-\$3,162,565	Unable to anticipate	\$23,624	Unable to anticipate
University Research and Development Parks	R.S. 17:3389	LED	Not in effect	\$0	Not in effect	\$0	Not in effect	\$0	Not in effect
Industrial Tax Equalization Program	R.S. 47:3201 - 3205	LED	\$4,000,000	\$7,349,133	\$4,000,000	\$12,476,401	\$6,000,000	\$2,401,611	\$14,500,000
Exemptions for Manufacturing Establishments	R.S. 47:4301 - 4306	LED	Unable to anticipate	\$0	\$1,500,000	\$0	\$1,500,000	\$1,500,000	\$1,500,000
Louisiana Enterprise Zone Act	R.S. 51:1781	LED	\$40,000,000	\$33,335,908	\$50,000,000	\$23,647,553	\$52,000,000	\$14,955,971	\$40,000,000
Sound Recording Investor Tax Credit	R.S. 47:6023	LED	\$200,000	\$41,673	\$2,000,000	\$15,372	\$330,000	\$0	\$611,000
Urban Revitalization Tax Incentive Program	R.S. 51:1801	LED	Not in effect	\$0	Not in effect	\$0	Not in effect	\$0	Not in effect
Technology Commercialization Credit and Jobs Program	R.S. 51:2351	LED	\$100,000	\$70,399	Not in effect	Negligible	Not in effect	\$0	Not in effect
Angel Investor Tax Credit Program	R.S. 47:6020	LED	\$2,000,000	\$1,993,213	\$3,000,000	\$1,888,556	\$4,000,000	\$2,685,733	\$4,000,000
Musical and Theatrical Productions Income Tax Credit	R.S. 47:6034	LED	\$7,800,000	\$6,377,078	\$6,000,000	\$2,300,386	\$6,500,000	\$1,838,432	\$6,000,000
Retention and Modernization Act	R.S. 51:2399.1 - .6	LED	\$5,000,000	\$3,815,575	\$6,000,000	\$6,242,541	\$9,000,000	\$2,060,000	\$10,500,000
Tax Credit for Green Jobs Industries	R.S. 47:6037	LED	Not in effect	Not in effect	Not in effect	\$0	Not in effect	\$0	Not in effect
Louisiana Quality Jobs Program Act	R.S. 51:2451	LED	\$100,000,000	\$99,949,313	\$150,000,000	\$140,484,483	\$160,000,000	\$37,317,142	\$165,000,000
Corporate Headquarters Relocation Program	R.S. 51:3111	LED	Not in effect	Not in effect	Not in effect	\$0	Not in effect	\$0	Not in effect
Competitive Projects Payroll Incentive Program	R.S. 51:3121	LED	\$400,000	\$0	\$0	\$0	\$0	\$0	\$0
Subtotal		LED	\$378,500,000	\$351,166,769	\$461,500,000	\$398,259,356	\$501,330,000	\$222,528,437	\$460,811,000
Louisiana Capital Companies Tax Credit Program (See Note 3)	R.S. 51:1921	LDR	Negligible	\$2,699	Negligible	Negligible	Negligible	\$0	Negligible
Procurement Processing Company Rebate Program	R.S. 47:6351	LDR	\$11,500,000	\$10,102,211	\$15,000,000	\$19,026,366	\$25,000,000	\$17,616,709	\$28,652,000
Subtotal		LDR	\$11,500,000	\$10,104,910	\$15,000,000	\$19,026,366	\$25,000,000	\$17,616,709	\$28,652,000
Donations to School Tuition Organizations (Rebates and Credits, See Note 4)	R.S. 47:6301	DOE	\$7,200,000	\$6,745,297	\$8,000,000	\$7,007,125	\$9,250,000	\$14,802,219	\$9,250,000
Subtotal		DOE	\$7,200,000	\$6,745,297	\$8,000,000	\$7,007,125	\$9,250,000	\$14,802,219	\$9,250,000
<b>TOTAL</b>			<b>\$475,240,000</b>	<b>\$469,363,843</b>	<b>\$604,500,000</b>	<b>\$501,665,153</b>	<b>\$685,580,000</b>	<b>\$376,845,556</b>	<b>\$621,713,000</b>

"Negligible" means less than \$10,000

Note 1 - Motion Picture Investor Credits sold to the state under the buy back provisions of R.S. 47:6007 are accounted for based on when the check associated with the buy back is issued rather than the date the credit is transferred to the state for buy back. Projections are limited to the \$180,000,000 credit cap set forth in Acts 2015, No. 134. FYE 6/18 and FYE 6/19 actuals are also limited to the cap but due to deferrals not claimed in the proper fiscal year, the amount issued may be different.

Note 2 - New Markets Jobs Act, R.S. 47:6016.1, reduced insurance premium taxes and have been all exhausted.

Note 3 - Louisiana Capital Companies Tax Credit Program also allows a credit against insurance premium taxes, reducing insurance premium taxes by \$122,903 in FYE 6-17 and \$19,684 in FYE 6-18.

Note 4 - Donations made to School Tuition Organizations prior to January 1, 2018 are eligible for the rebate. Donations made on or after January 1, 2018 are eligible for a nonrefundable income tax credit.

This report was prepared in accordance with LA R.S. 39:24.1 for use at the Revenue Estimating Conference scheduled for May 11, 2020.

# **INTERFUND BORROWING STATUS REPORT**

Prepared by:

State Treasurer's Office

Presented to:

**REVENUE ESTIMATING CONFERENCE**

May 11, 2020



---

# JOHN M. SCHRODER

LOUISIANA STATE TREASURER

---

(225) 342-0010  
www.latreasury.com

P.O. Box 44154  
Baton Rouge, LA 70804

May 11, 2020

Dear Conference Principals:

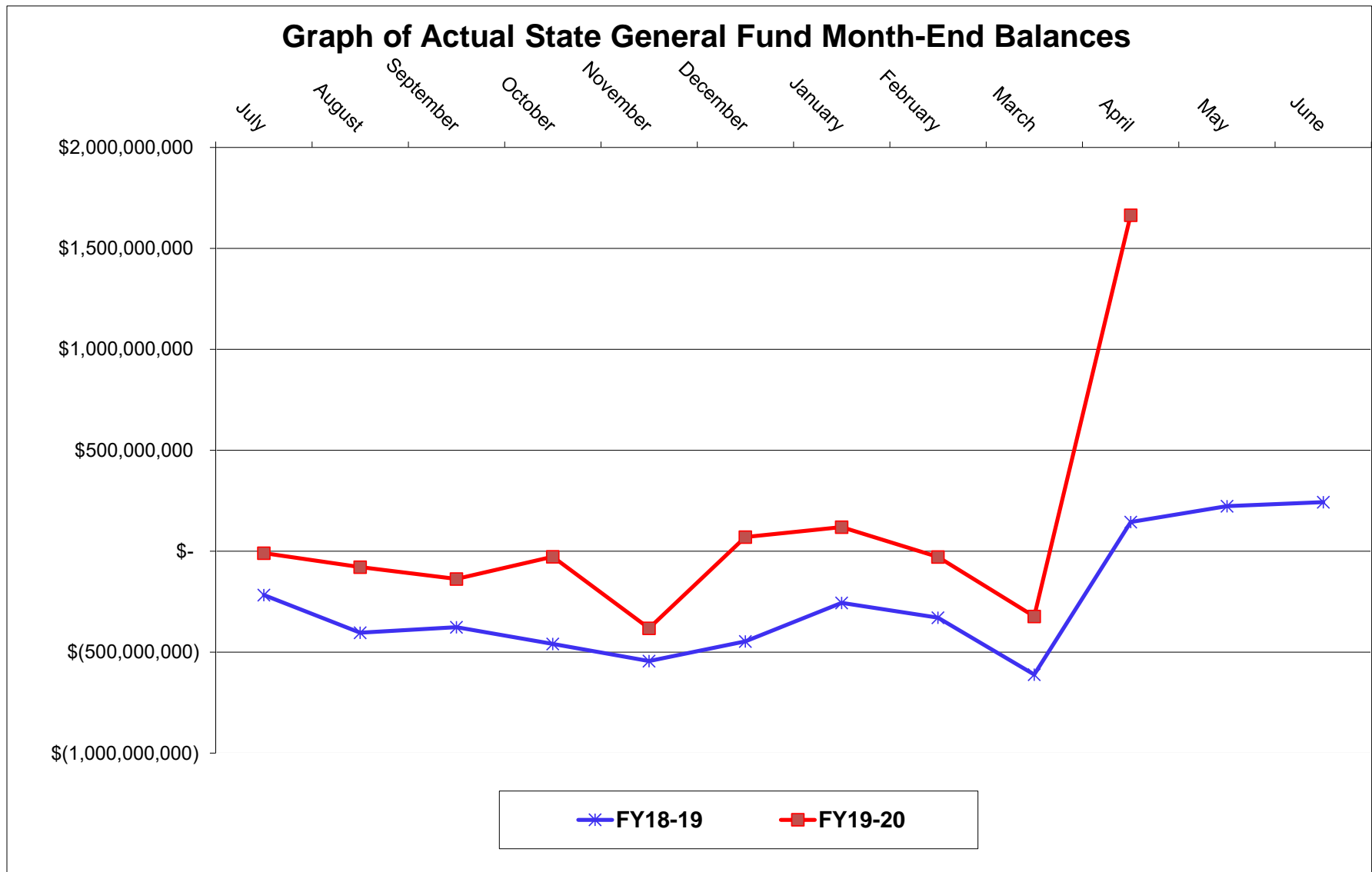
The General Fund cashflow pattern for the current fiscal year (FY 2019-20) reflects an improved cash position. This is depicted on Page 1 **Graph of Actual State General Fund Month-End Balances**.

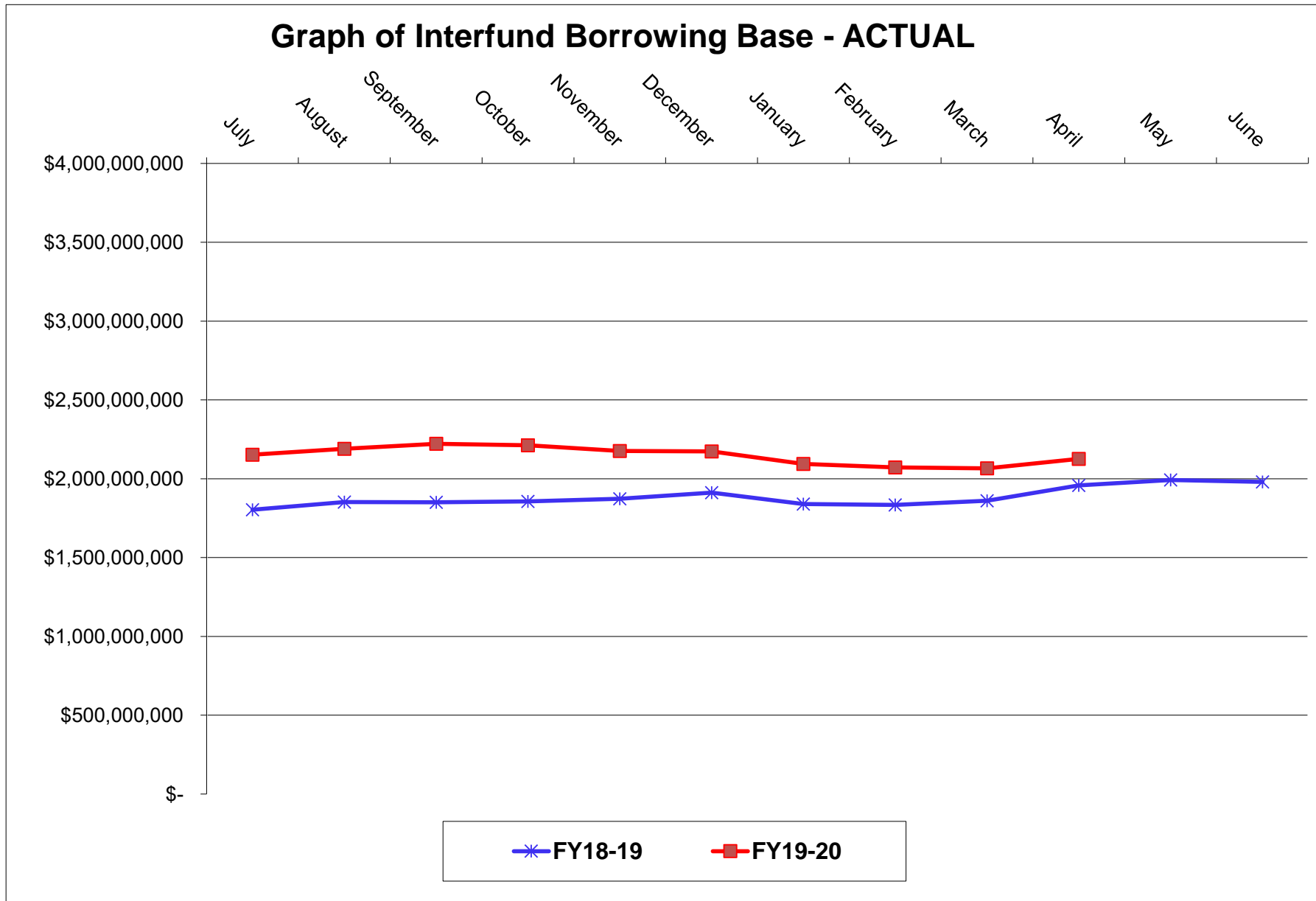
The monies available for interfund borrowing by the General Fund are contained in statutory and administrative funds, except the LEQTF Permanent and Support Fund, the Transportation Trust Fund, the Millennium Trust and the Medicaid Trust Fund for the Elderly. Page 2 **Graph of Interfund Borrowing Base-ACTUAL** depicts the monies available for interfund borrowing before borrowing occurs ("gross" monies available). Page 3 **Monthly Interfund Borrowing** reflects how much of the Interfund Borrowing Base has been borrowed during the last 12 months.

Pages 4 – 15 reflect the daily General Fund cash balance for June 2019 and for the current fiscal year beginning July 1, 2019 to May 6, 2020. The State received \$1,802,619,342.60 in CARES funds, which was placed in a separate portfolio at JP Morgan Chase, on April 20, 2020. Fluctuations in the daily cash balance is a product of cash inflow and outflow activity for all agencies depositing in and disbursing monies out of the State Treasury. Significant fluctuations in cash balances reflect major expenditure activity related to items such as state payroll, Minimum Foundation Payments, and Title XIX medical vendor payments.

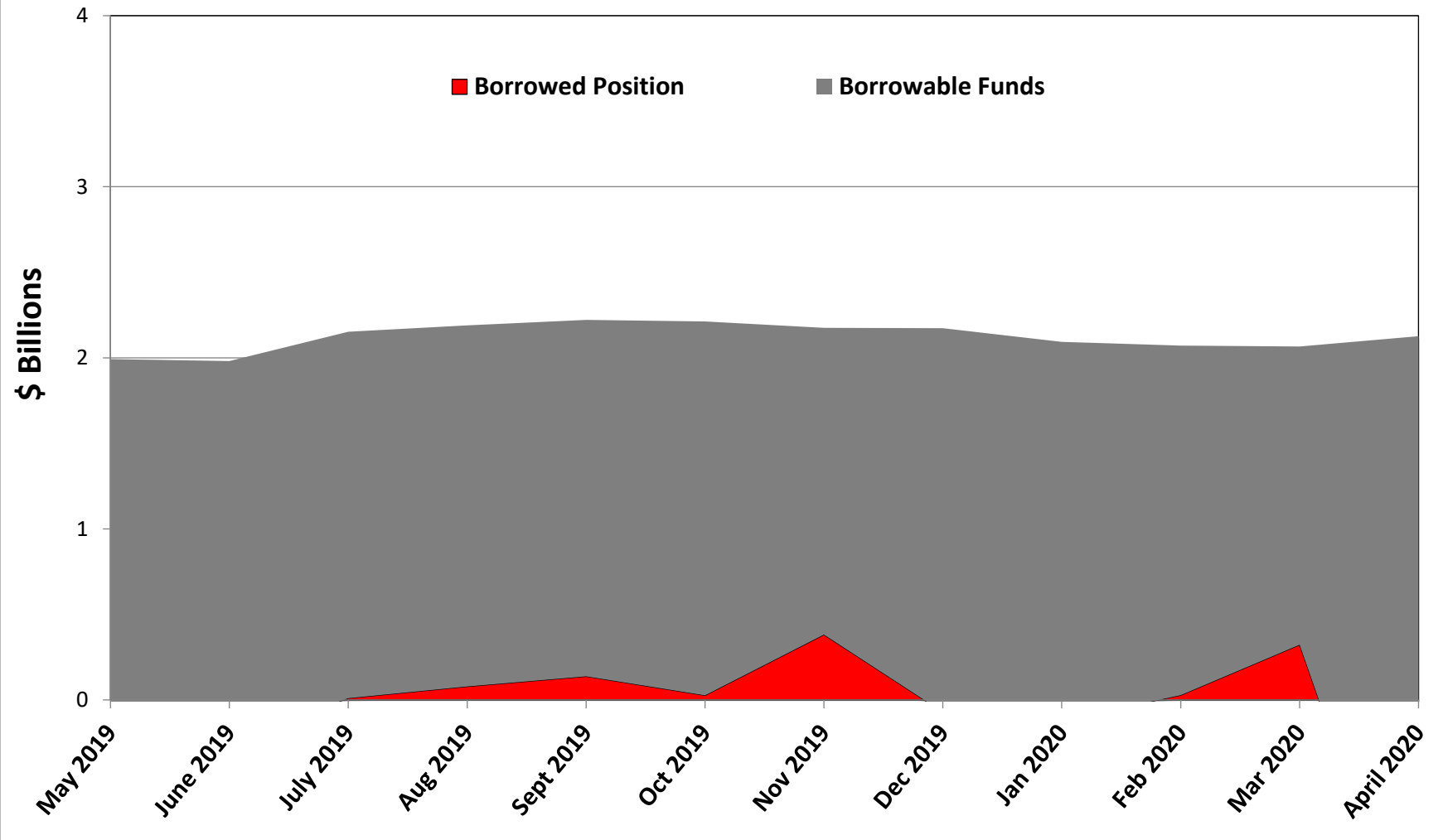
The monthly General Fund cash position graphs reflects a decrease in the average Fiscal Year 2019-20 General Fund cash daily balances, not including the CARES funds, as compared to Fiscal Year 2018-19. My office will continue to monitor the daily cash position of the General Fund and the level of interfund borrowing and apprise you of any significant changes.

John M. Schroder, Sr.  
State Treasurer

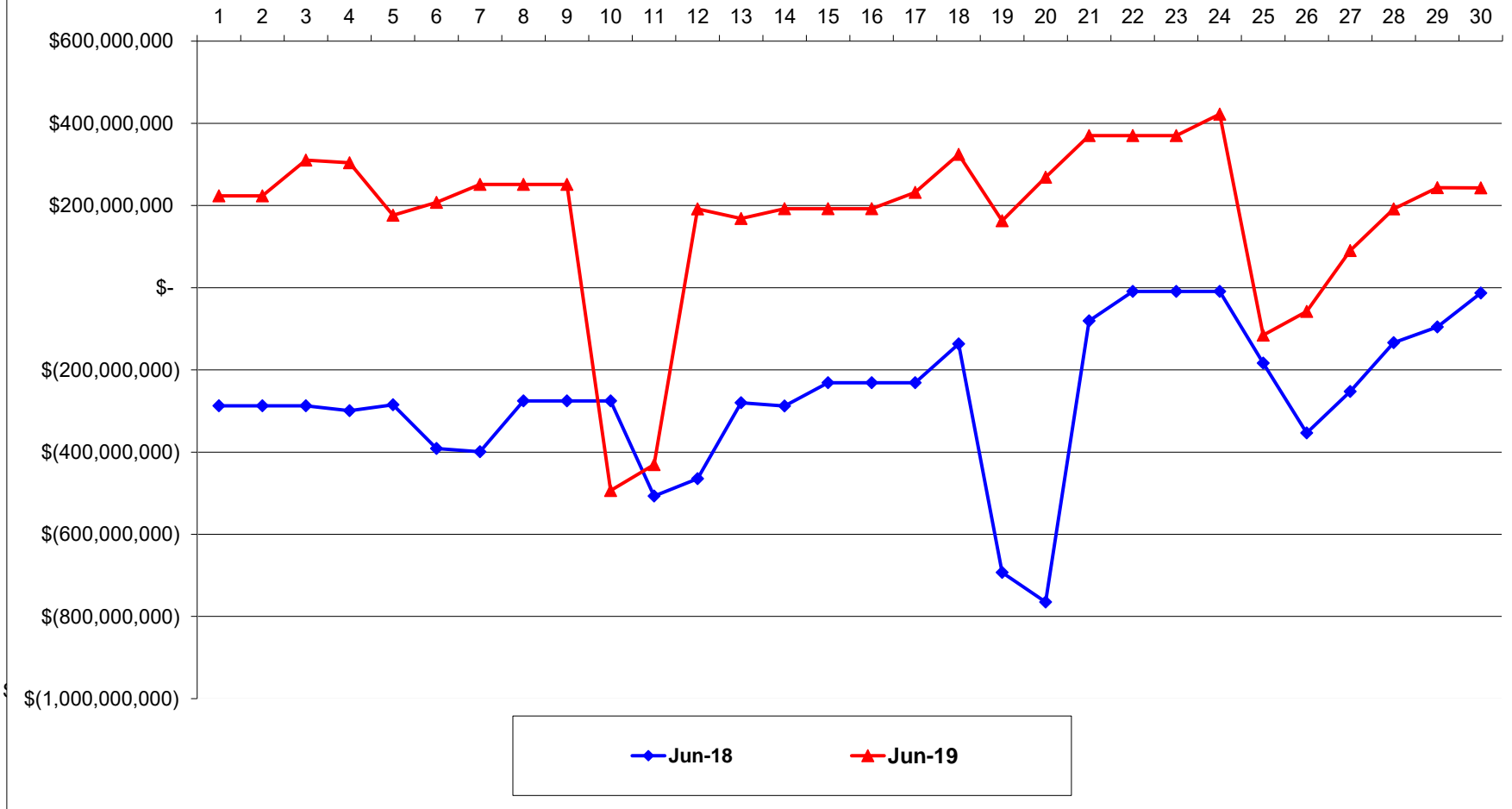




# Monthly Interfund Borrowing

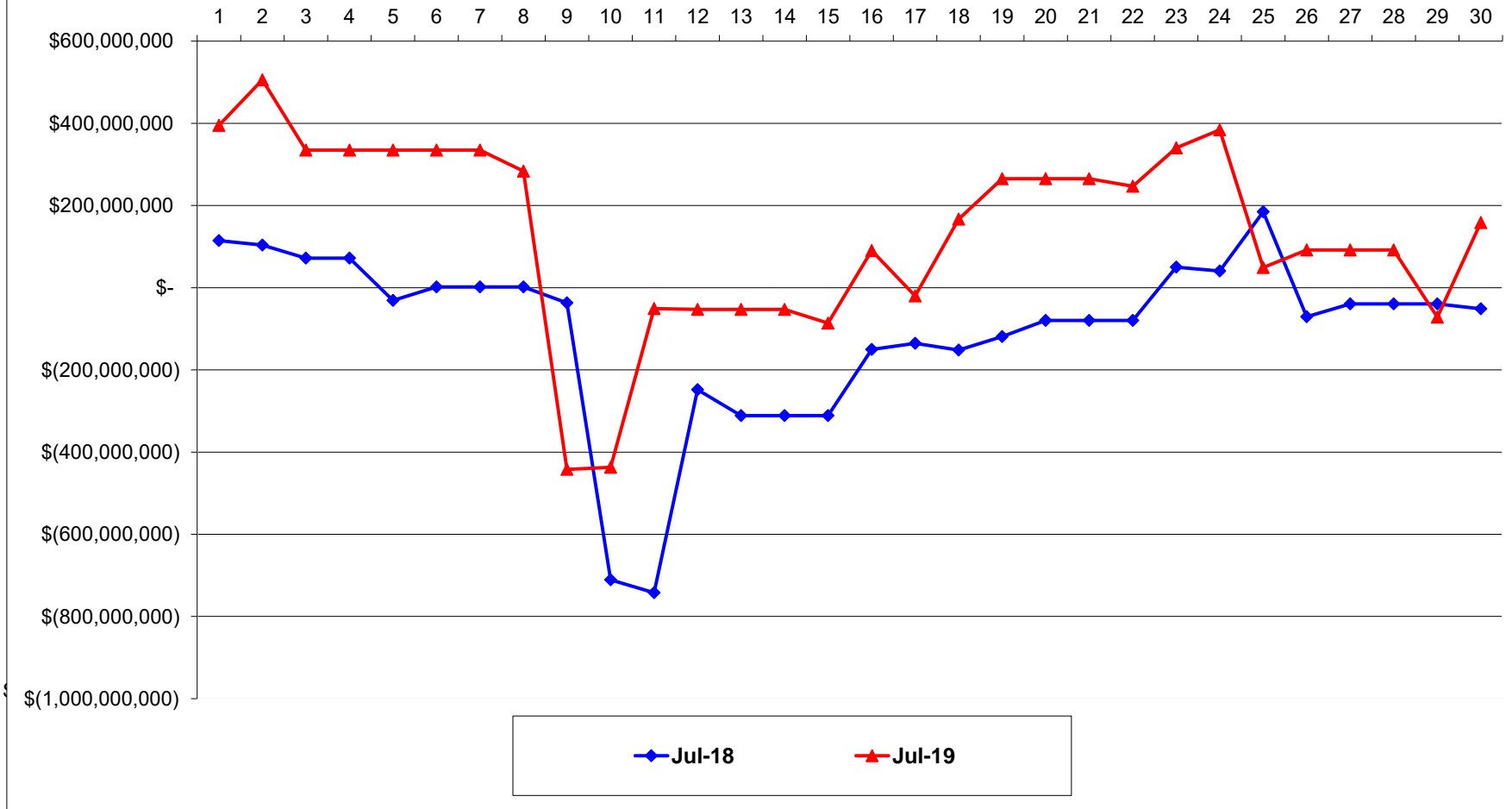


### Graph of Interfund Borrowing by the General Fund June 2018 and June 2019

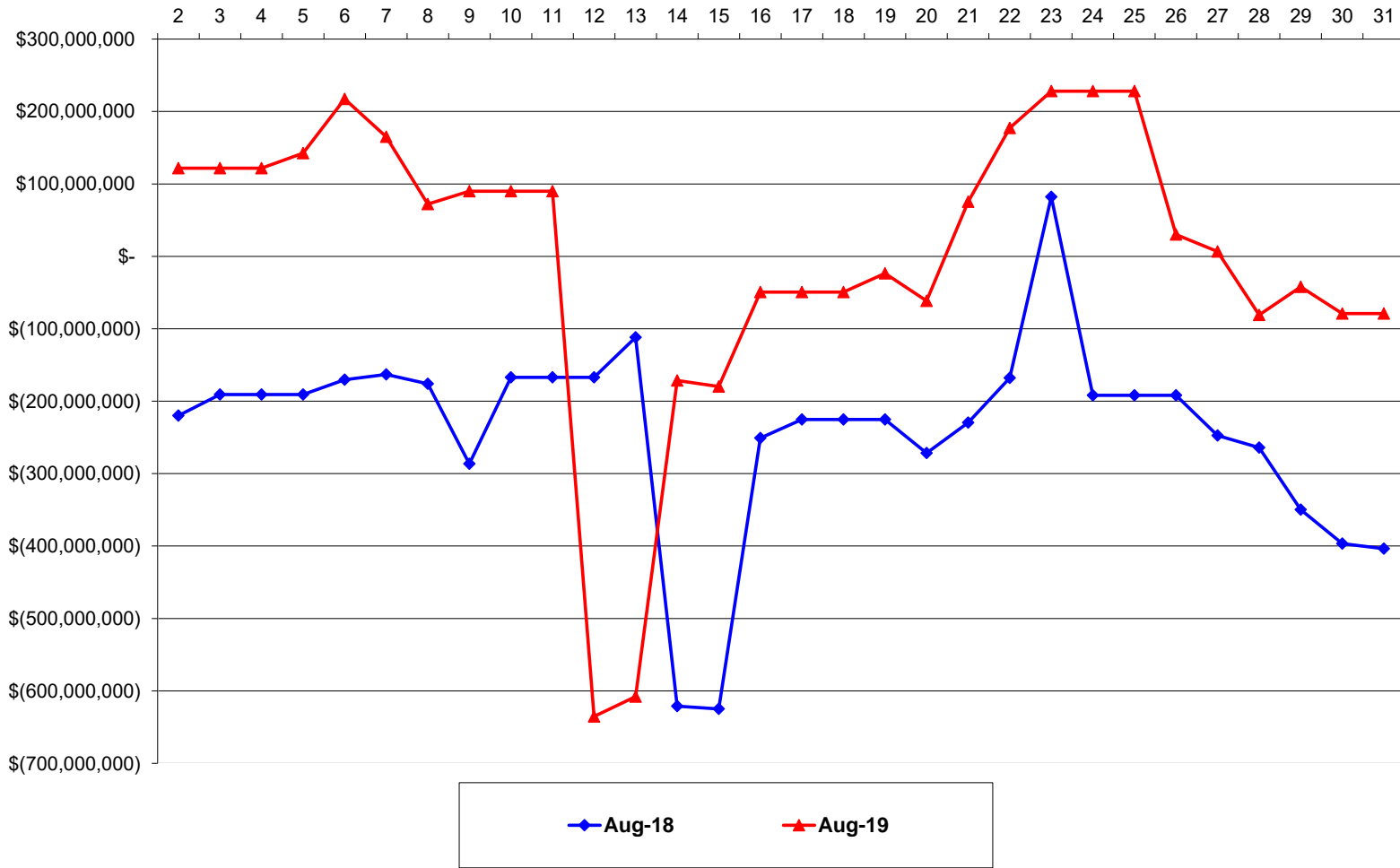




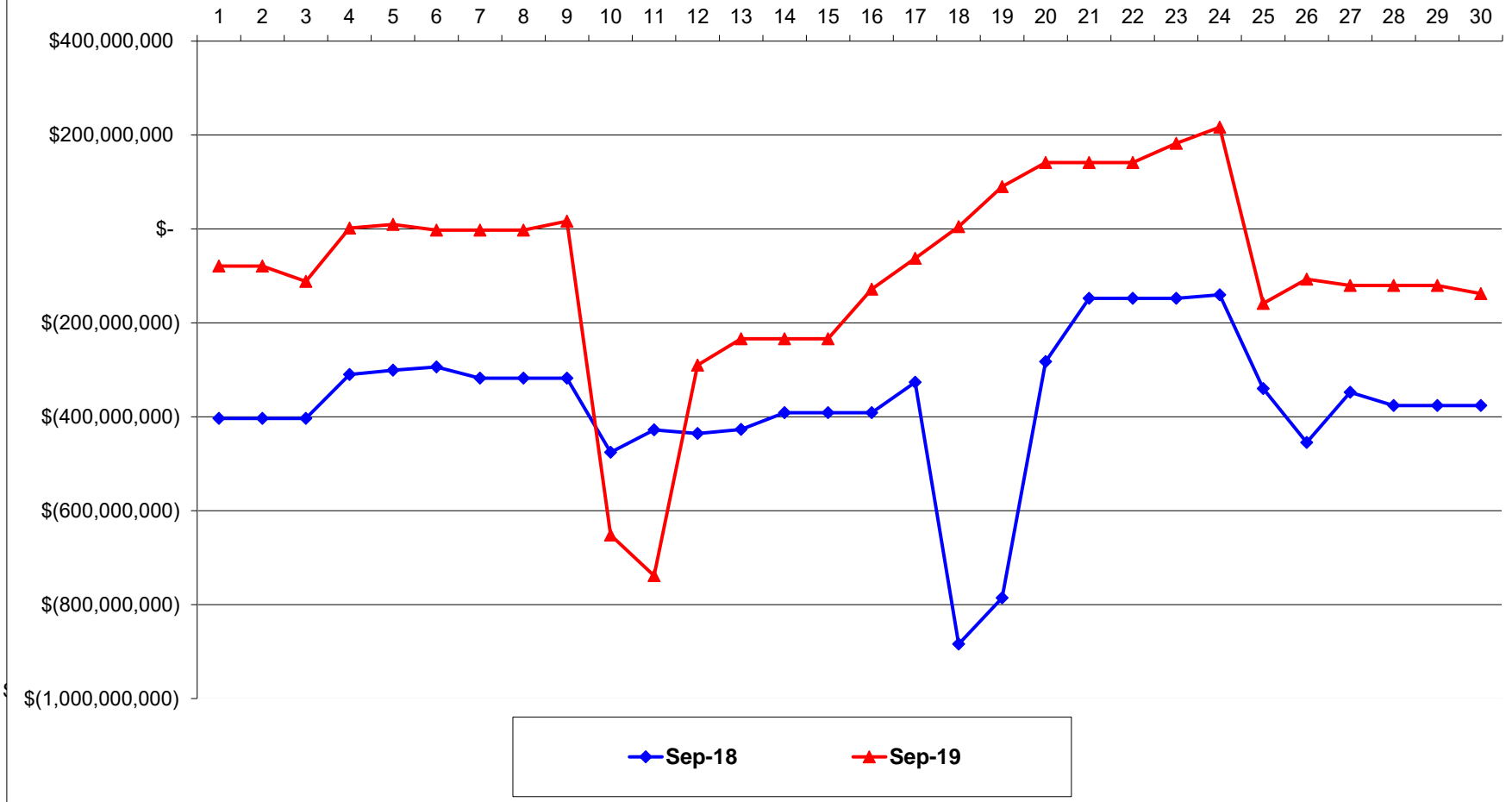
### Graph of Interfund Borrowing by the General Fund July 2018 and July 2019



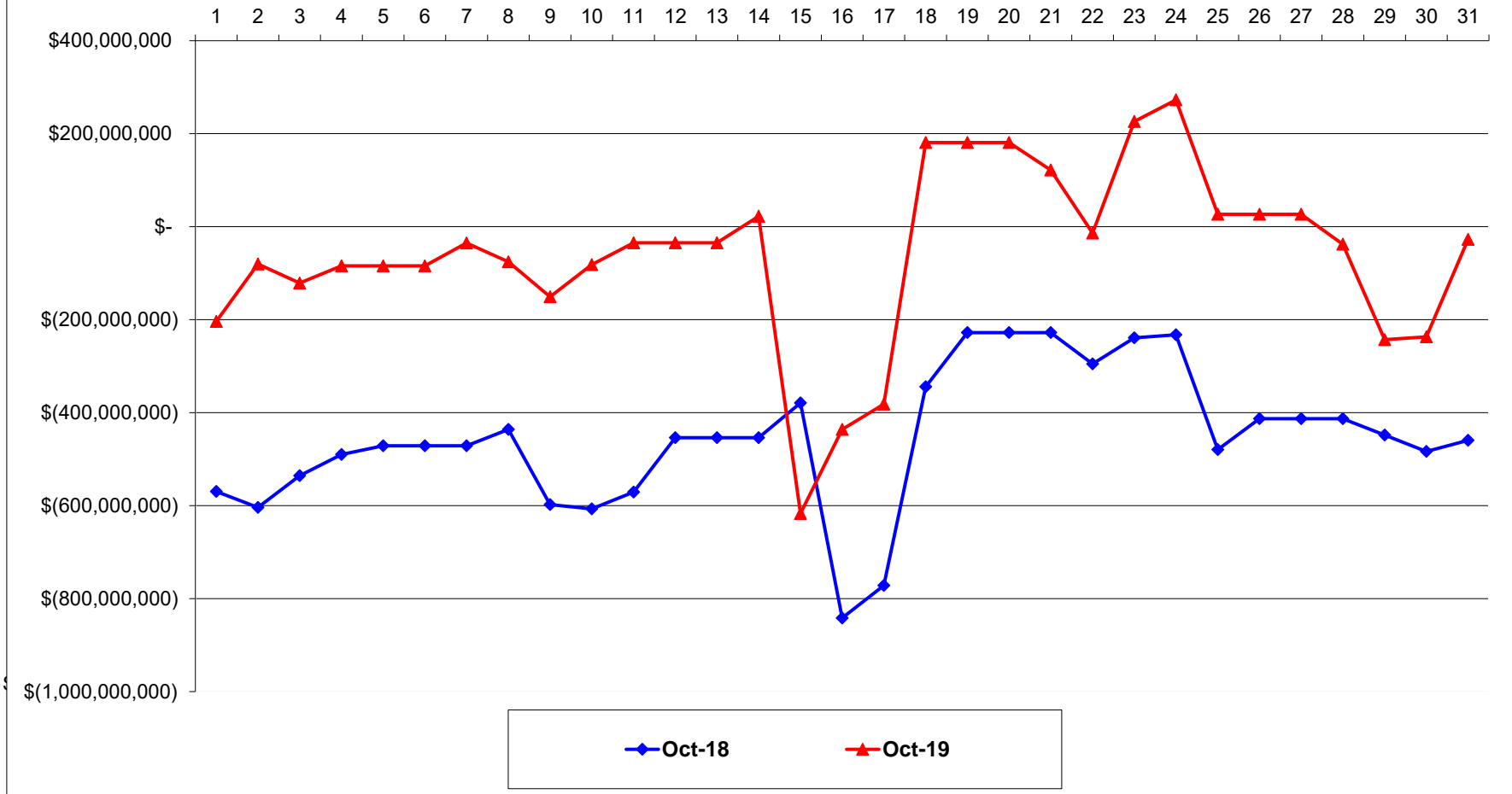
### Graph of Interfund Borrowing by the General Fund August 2018 and August 2019



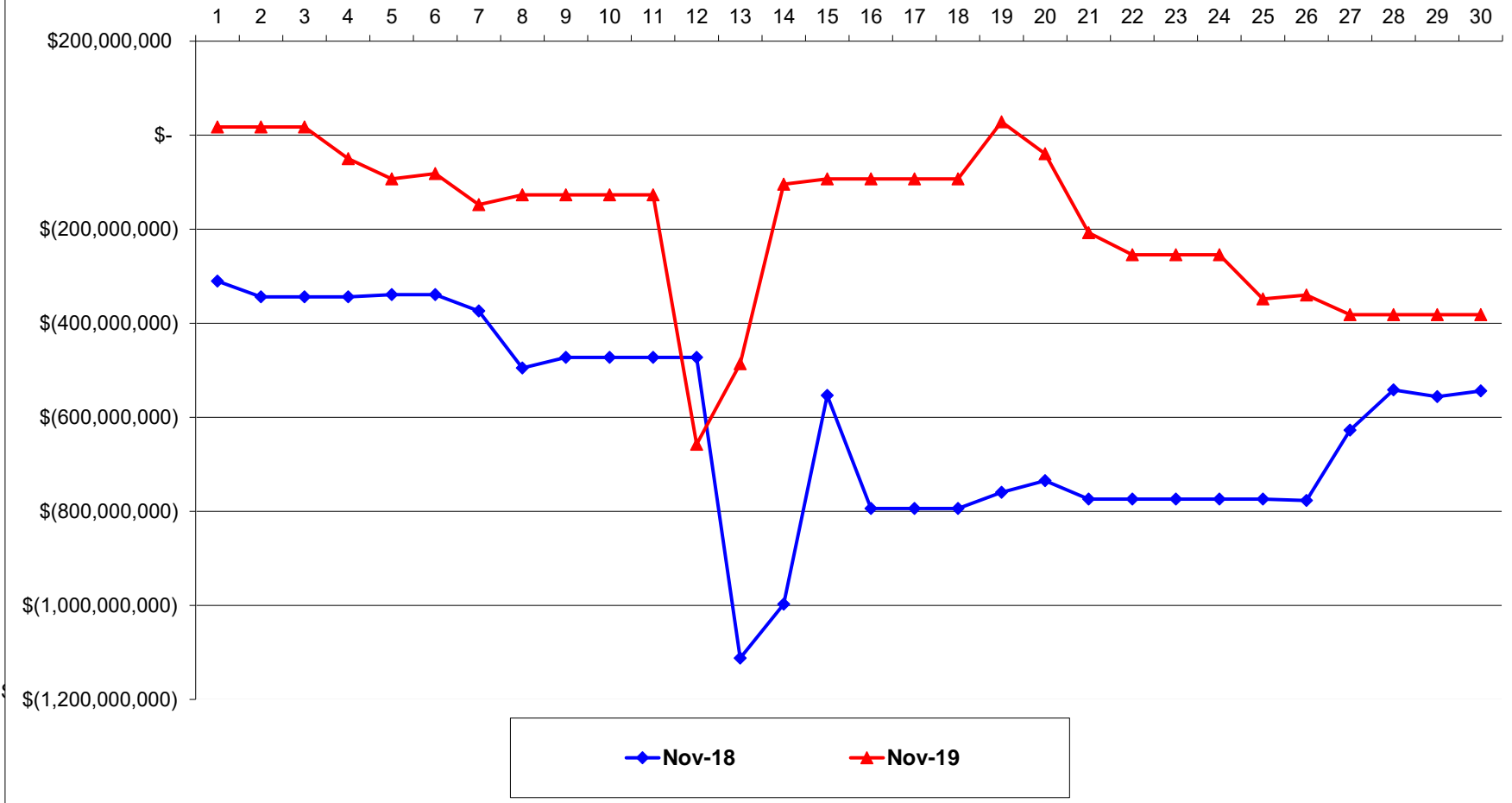
### Graph of Interfund Borrowing by the General Fund September 2018 and September 2019



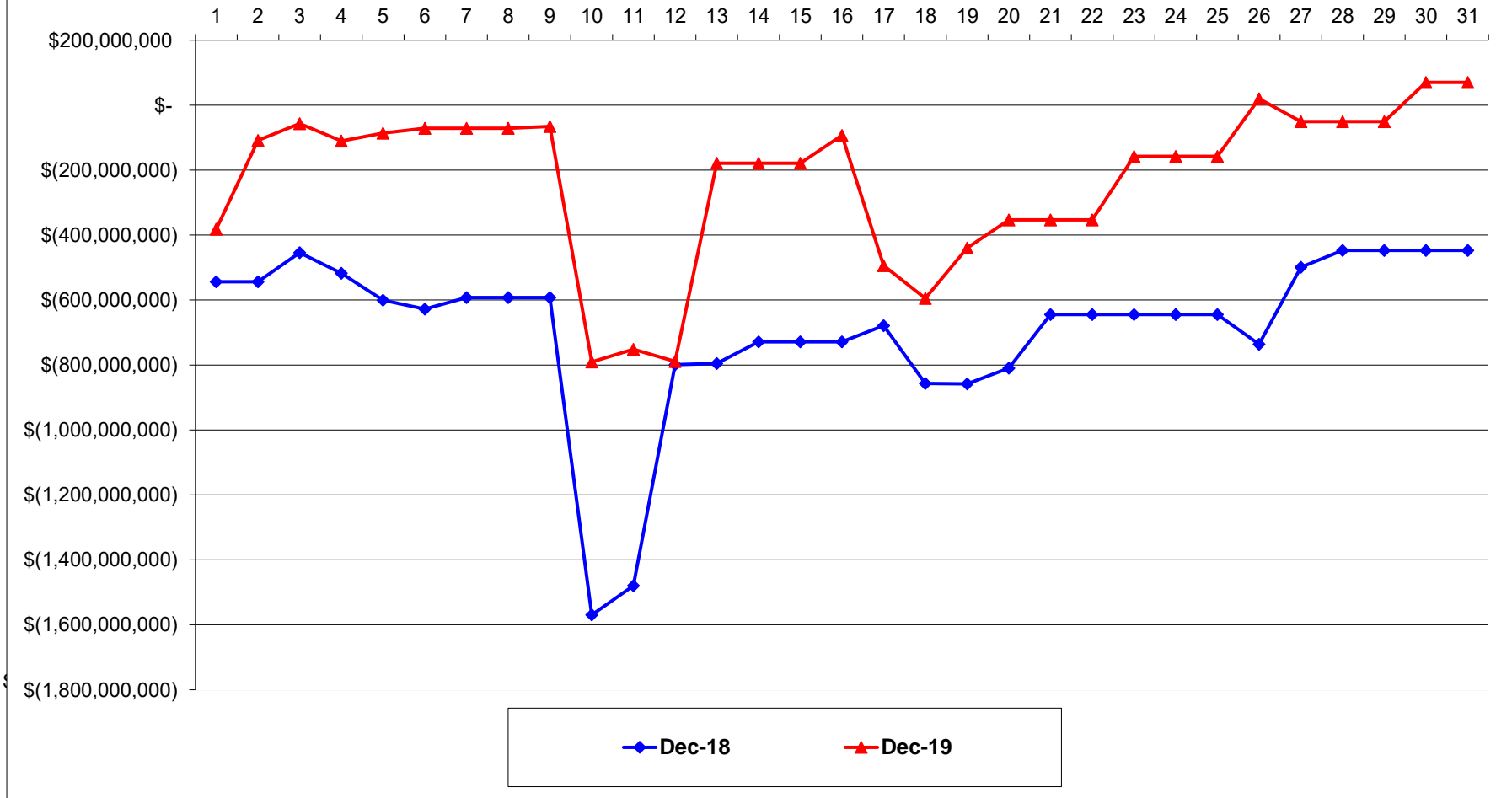
### Graph of Interfund Borrowing by the General Fund October 2018 and October 2019



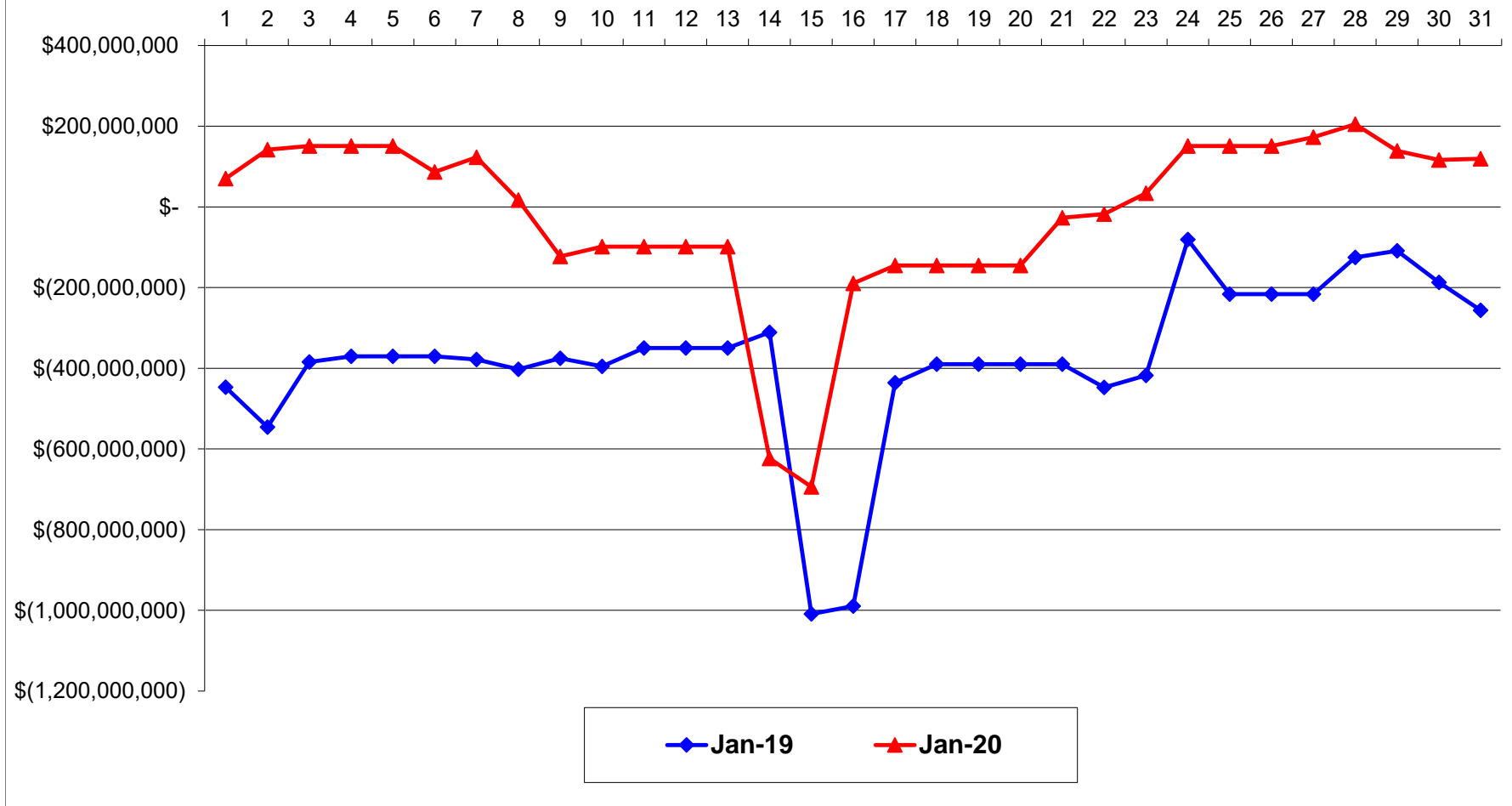
### Graph of Interfund Borrowing by the General Fund November 2018 and November 2019



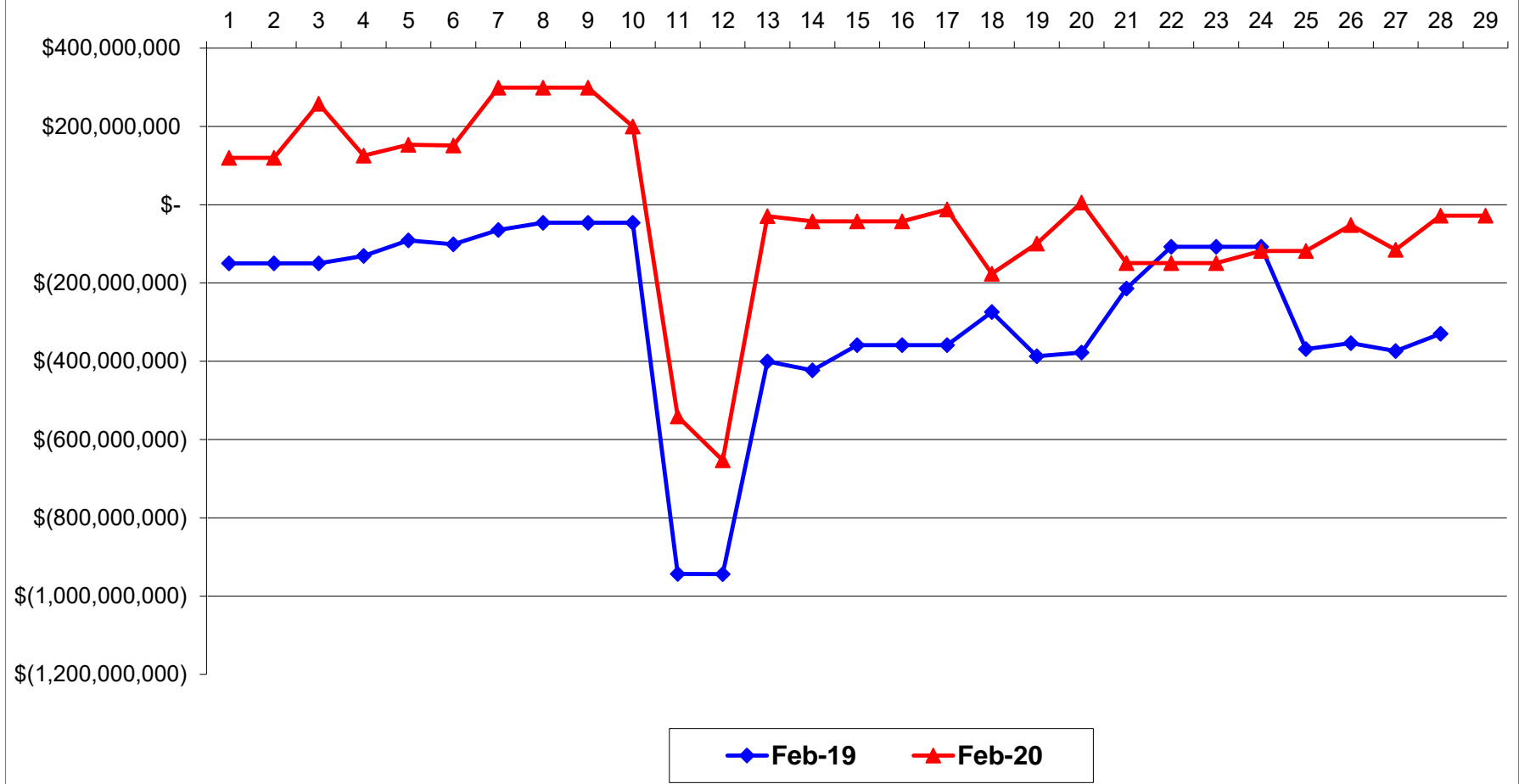
### Graph of Interfund Borrowing by the General Fund December 2018 and December 2019



### Graph of Interfund Borrowing by the General Fund January 2019 and January 2020

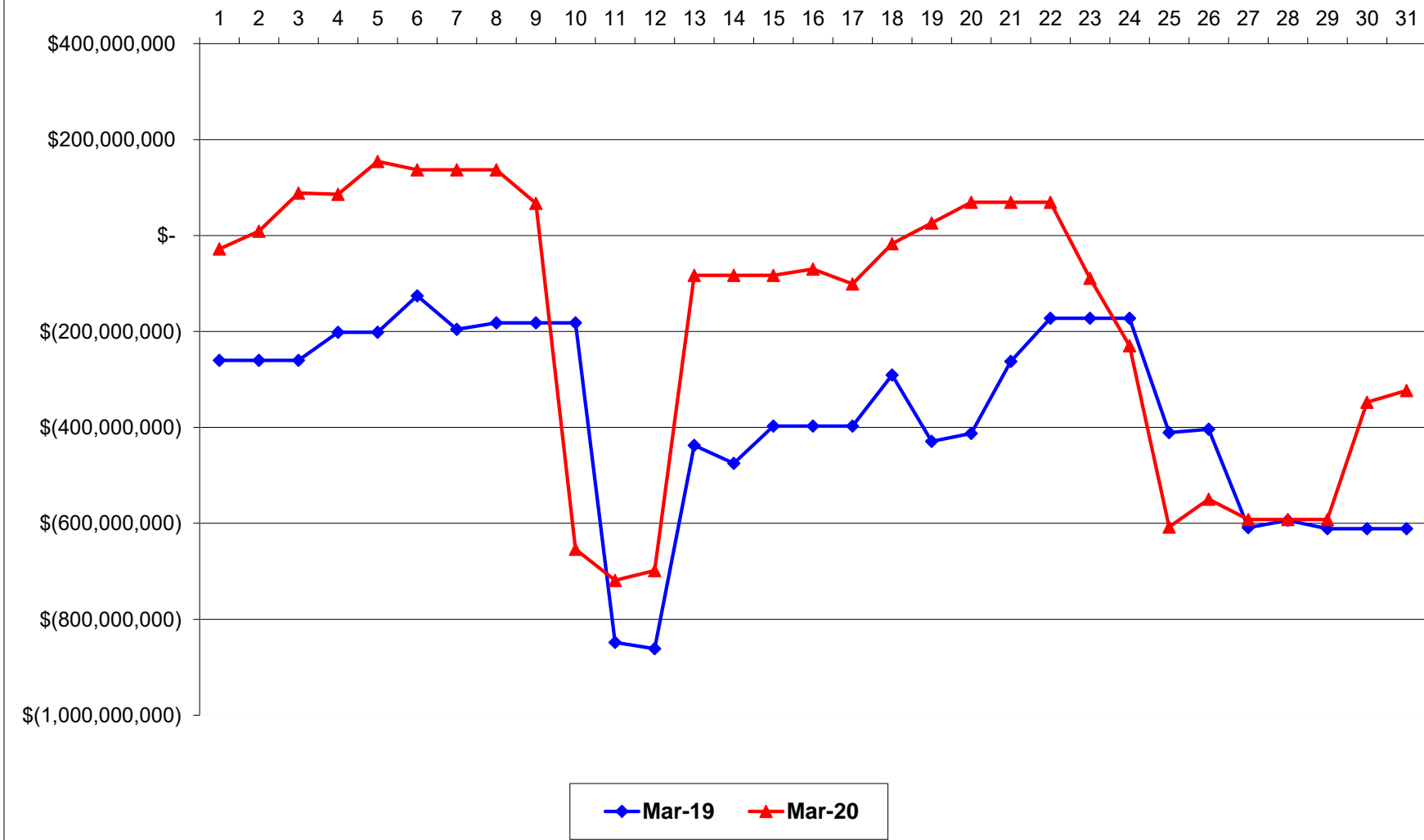


### Graph of Interfund Borrowing by the General Fund February 2019 and February 2020

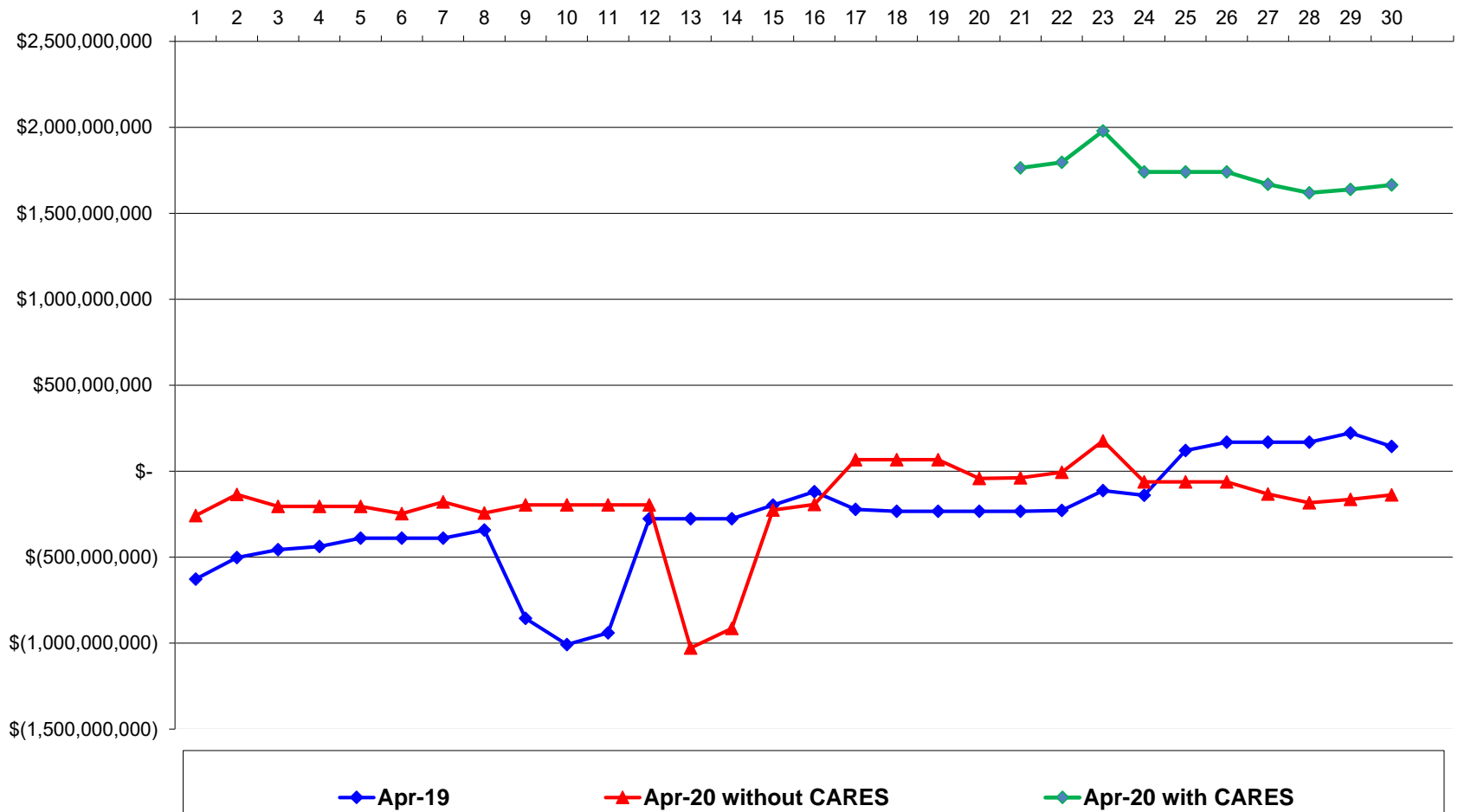




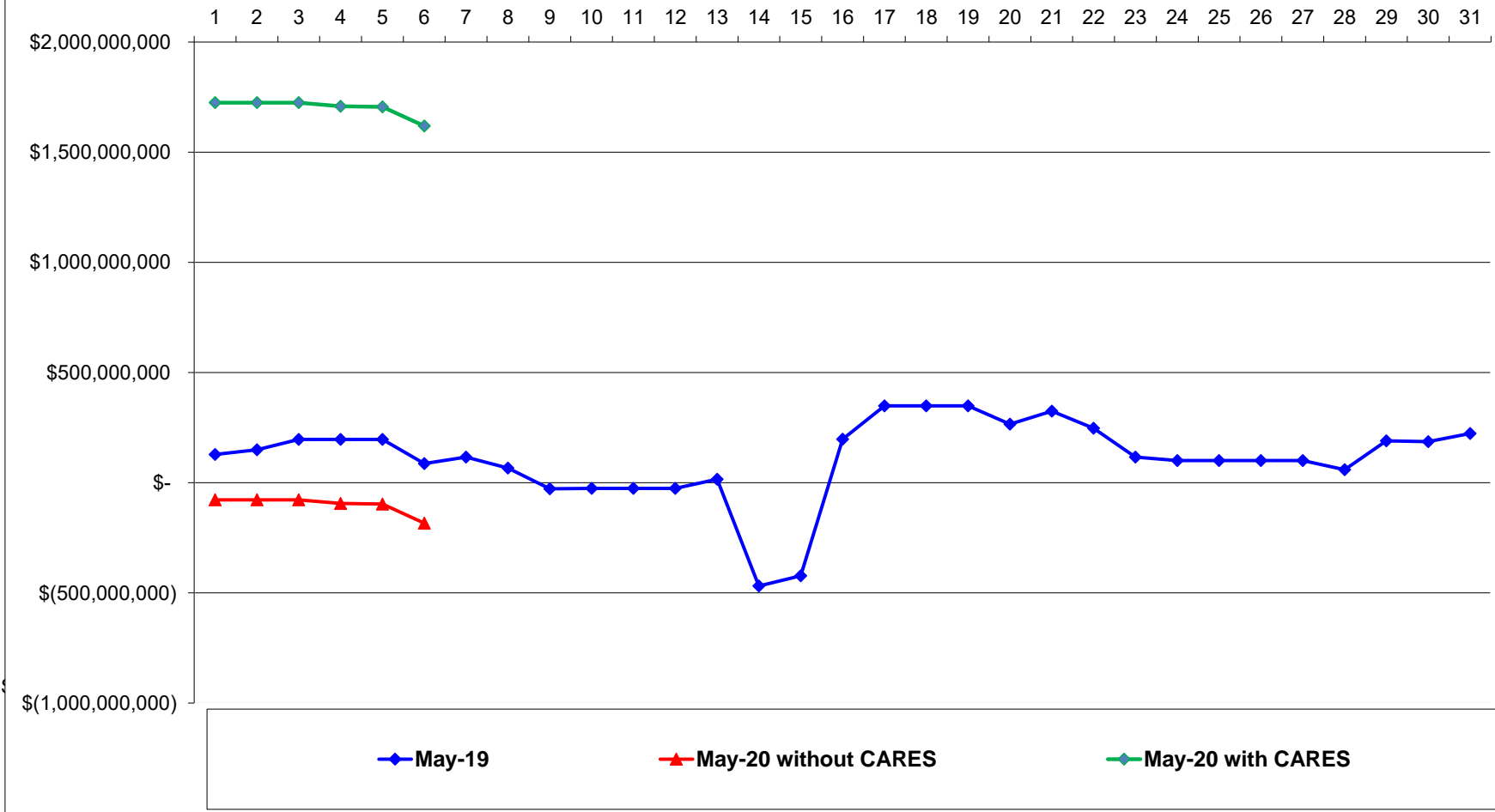
### Graph of Interfund Borrowing by the General Fund March 2019 and March 2020



### Graph of Interfund Borrowing by the General Fund April 2019 and April 2020



**Graph of Interfund Borrowing by the General Fund  
May 2019 and May 2020**



**Revenue Estimating Conference, May 11, 2020**

**INFLATION RATES FOR THE MILLENNIUM TRUST AND THE PARISH SEVERANCE ALLOCATION**

**MILLENNIUM TRUST**

BASED ON THE PERSONAL CONSUMPTION PRICE DEFLATOR

Bureau of Economic Analysis; Moody's Analytics

Fiscal Year	Index	Inflation Rate
FY20	109.19	
FY21-projected	111.54	2.15%

**PARISH SEVERANCE ALLOCATION**

BASED ON THE CONSUMER PRICE INDEX

Bureau of Labor Statistics; Moody's Analytics

Calendar Year	Index	Inflation Rate
2018	251.10	
2019	255.65	1.81%